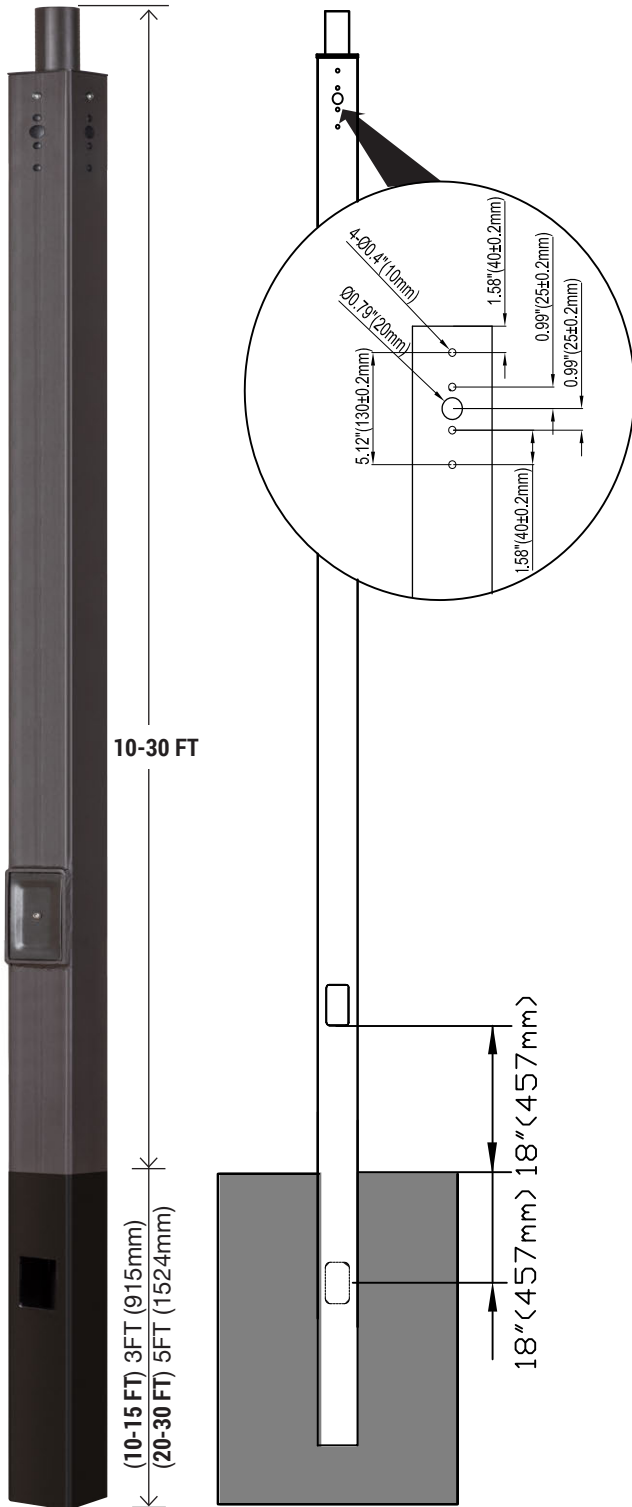


Size: 4" (4" x 4"), 5" (5" x 5")



The Series Direct Burial Straight Square Steel poles are built from high strength steel tube and are available side drilled for arm mounted area lighting luminaires or with tenon mounts for flood and post top luminaires. Typical area lighting applications include retail centers, industrial parks, schools and universities, public transit and airports, office buildings and medical facilities. Mounting heights of 10 to 30 feet can be used based on selected luminaire application.

FEATURES

FINISH:

Textured architectural bronze powder-coat finish, baked to ensure maximum paint adhesion, hardness and durability.

ANCHOR BOLTS:

Anchor bolts are not included, sized based on pole data charts for the selected pole size.

POLE LENGTH:

Poles are available in standard lengths as shown in the order matrix. Poles can be custom cut to order. Consult factory.

SURFACE TREATMENT:

Hot-dip galvanizing.

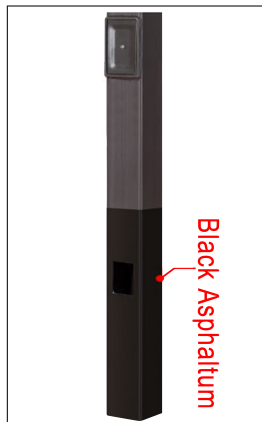
Note: When using Arm or Slip-Fitter Mounts, additional installation parts may be required to ensure proper installation. (example: with Slip-fitter a bullhorn will be the option) *see: additional installation parts for more options*

TOP MOUNT: Installing ARM (optional) will need to take-off the Tenon standard package and put rain cover on top.

SPECIFICATIONS: Conforms to ASTM-A 500 Grade B: Minimum Yield Strength of 46,000 PSI.

SPECIFICATION	10FT	15FT	20FT	25FT	30FT
SB-DBS10FT4-11G-D-T					
SB-DBS15FT4-11G-D-T					
SB-DBS20FT4-11G-D-T	L = 3.0 (m) (GROUND HEIGHT)	L = 4.6 (m) (GROUND HEIGHT)	L = 6.1 (m) (GROUND HEIGHT)	L = 7.6 (m) (GROUND HEIGHT)	L = 9.1 (m) (GROUND HEIGHT)
SB-DBS25FT4-11G-D-T					
SB-DBS30FT5-11G-D-T					

DIRECT UNDERGROUND BURIAL:



BLACK ASPHALTUM: Black Asphaltum is an economical, highly protective, acid and alkali-resistant coating designed for Direct burial Light Pole use.

This protective coating is applied on either galvanized or powder-coated products to add a supplemental layer of corrosion protection. This combination of galvanizing and/or powder coating coupled with black Asphaltum provides the best below-grade corrosion resistance in the Light Pole industry.


ADVANTAGE:

- Rust proofing properties
- Superior resistance to acids and alkali
- Outstanding adhesion and wear resistance


Direct Burial Straight Square Steel Poles

Size: 4" (4" x 4"), 5" (5" x 5")

DIMENSION (Standard Fittings)



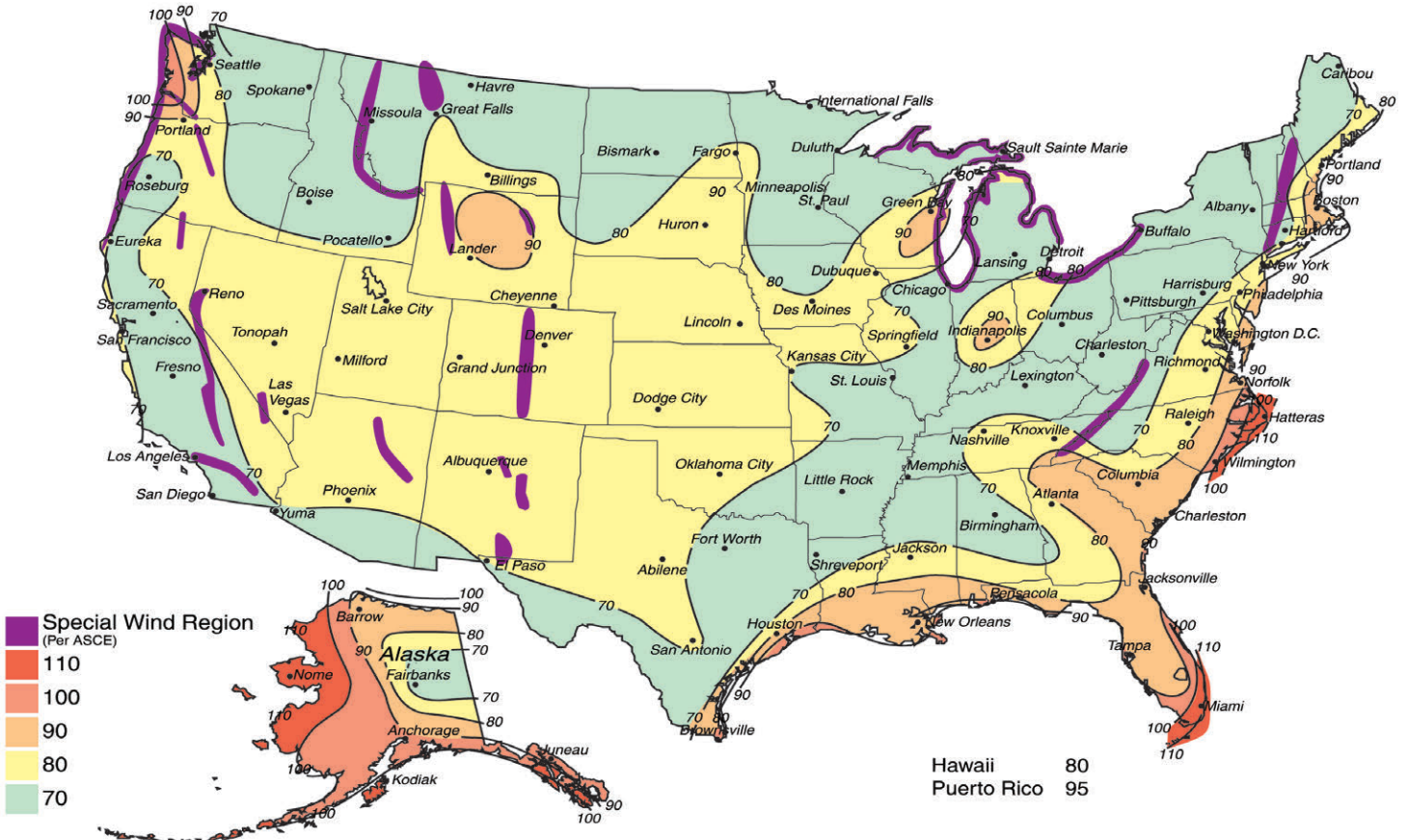
4 foot light pole to use



5 foot light pole to use

DIMENSION DATA

CATALOG	GROUND HEIGHT	GAUGE	SIZE	SUBSURFACE DEPTH	WEIGHT (LBS)	EPA 70	EPA 80	EPA 90	EPA 100	EPA 110	EPA 120	EPA 130	EPA 140
SB-DBS10FT4-11G-D-T	10ft	11	4"x4"	3 ft	88	25.2	23.5	20.3	19.4	17.3	15.6	12.3	9.8
SB-DBS15FT4-11G-D-T	15ft				121	15.2	13.5	11.1	9.5	7.9	6.8	5.2	3.8
SB-DBS20FT4-11G-D-T	20ft			167	10.2	9.3	7.5	6.2	4.2	3.6	2.2	1.0	
SB-DBS25FT4-11G-D-T	25ft			198	8.9	6.9	5.7	4.1	3.6	2.2	1.1	0.8	
SB-DBS30FT5-11G-D-T	30ft		5"x5"	5 ft	286	9.6	7.4	6.1	5.8	4.6	3.8	2.5	1.5



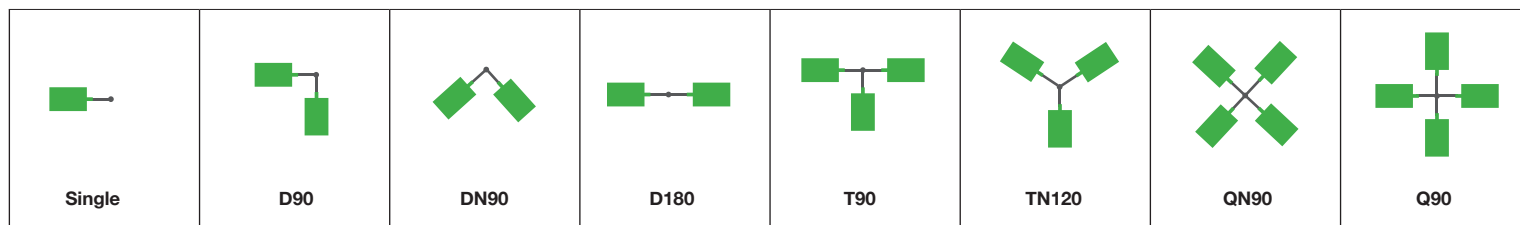
Size: 4" (4" x 4"), 5" (5" x 5")

ORDERING INFORMATION

EXAMPLE: **SB-DBS10FT4-11G-D-T**

SB	DBS	10FT	4	11G	D	T
COMPANY	PRODUCT	GROUND HEIGHT	SIZE	THICKNESS	FINISH	MOUNTING
SB LED INC	Direct Burial Straight Square Steel poles	10FT - (3.0 M) 15FT - (4.6 M) 20FT - (6.1 M) 25FT - (7.6 M) 30FT - (9.1 M)	4 - (4" x 4") 5 - (5" x 5")	11G - (11 gauge)	D - (Dark Bronze)	T - (2.5" Adapter)

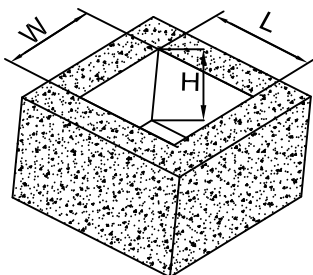
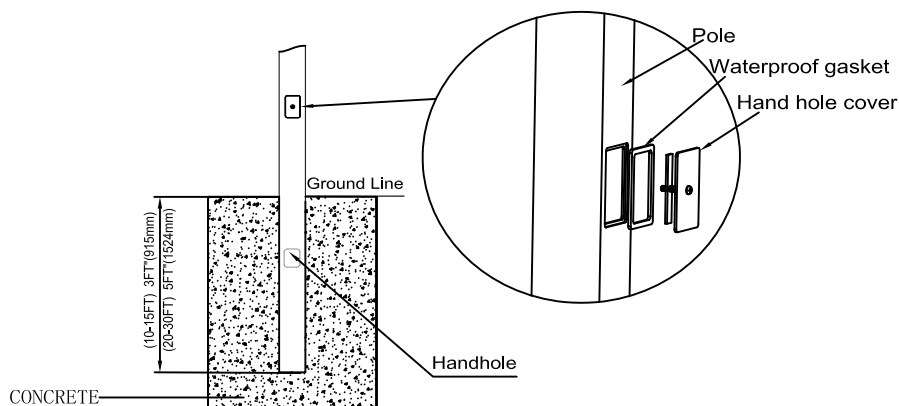
FIXTURE CONFIGURATIONS



INSTALLATION

Installation Guide

Step 1. After digging the corresponding size foundation hole by pressing the table at the location of the light pole installation, put the embedded end of the light pole into the hole, and keep it perpendicular to the ground, and fix it with concrete casting.



Specifications	L	W	H
10-15FT	23.62"(600mm)	23.62"(600mm)	43.3"(1100mm)
20-30FT	27.56"(700mm)	27.56"(700mm)	67"(1700mm)

