

# Selectable LED Stairwell Light

Wattages: 35W / 45W / 55W



**WATT/CCT**  
SELECTABLE

The Selectable LED Stairwell Light Adopt Sheet metal stamping and Frosted PC lens Long lasting white with high durability, Be widely Used in commercial and retail applications. Ideal for use in stairwells, corridors, and hallways.




## FEATURES

- Made of high quality ABS material, high ignition point, more safe.
- Frosted PC lens.
- Fixed or Field-adjustable Power and CCT.
- Driver includes dimming control wiring for 0-10V dimming systems.
- 12Vdc auxiliary.

**WATT/CCT**  
FIELD-ADJUSTABLE

Simply select desired CCT and Wattage before installation



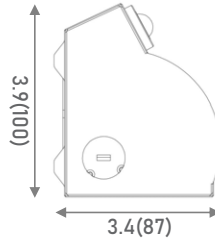
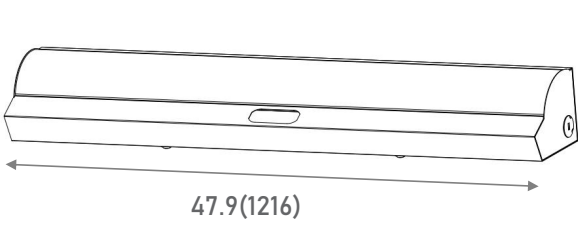
SPECIFICATION	
TYPE	SB-LSW4F35455W27-3545K-M
WATTAGE	35W/45W/55W
LUMEN	4200 lm / 5400 lm / 6600 lm
EFFICACY	≥ 120 lm/W
CCT	3500K/4000K/5000K
CRI	80
INPUT VOLTAGE	AC120-277V
LIGHT ANGLE	119°
POWER FACTOR	0.95
DRIVER EFFICACY	86%
FACTORY SETTINGS	55W & 4000K PIR Sensor As Standard
WORKING TEMPERATURE	-40°F ~ 104°F
LIFESPAN (L70)	100000 hours
PROTECTION LEVEL	Damp locations
CABLE	None
WARRANTY	5 year limited

# Selectable LED Stairwell Light

**Wattages: 35W / 45W / 55W**

## DIMENSION

Unit: inch(mm)



<b>WATTAGE</b>	35W/45W/55W
<b>NET WEIGHT</b>	2.20KG(4.85lbs)
<b>BOX DIM.</b>	48.54"x4.33"x3.85"(1pcs/CTN)
	49.05"x9.13"x8.14" (4pcs/CTN)

## EMERGENCY BACK-UP (SOLD SEPARATELY)



**SB-EMS8W27-XX**  
8W Emergency Backup Battery LED Driver

**SB-EMS15W27-XX**  
15W Emergency Backup Battery LED Driver

**SB-EMS20W27-XX**  
20W Emergency Backup Battery LED Driver

## CONTROL (STANDARD)



**ANT-15P**  
PIR sensor

## CONTROL (SOLD SEPARATELY)



**RC-100**  
Microwave Sensor Remote Controller

## ORDERING INFORMATION

EXAMPLE:

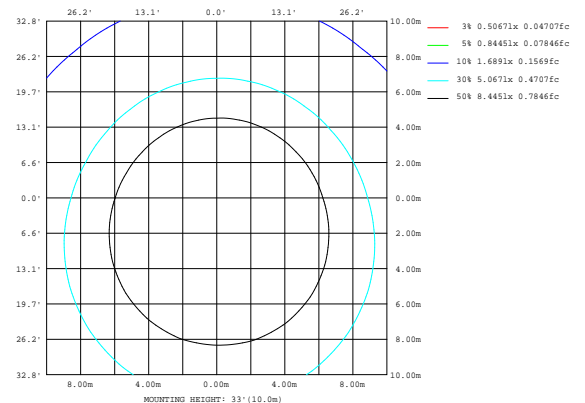

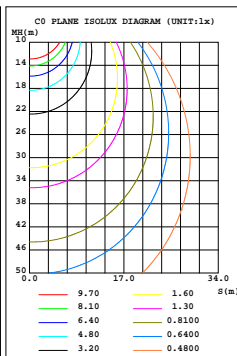
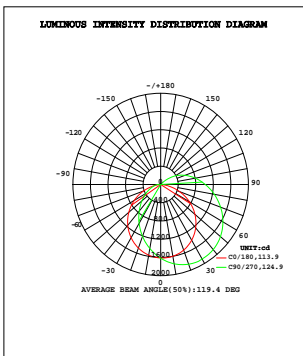
**SB-LSW4F35455W27-3545K-E[Blank,M]**

SB	LSW	4F	35455W	27	3545K	E
COMPANY	PRODUCT	SIZE	WATTAGE	VOLTAGE	CCT	CONTROL
SB (SB LED INC)	LSW (LED Stairwell Light)	4F (4-feet)	35455W - (35W/45W/55W)	27 - (120-277V)	3545K - (3500K/4000K/5000K)	M - (Motion Sensor)

## PHOTOMETRICS

For complete IES files, please visit our website.

**SB-LSW4F35455W27-3545K (55W&3500K)**

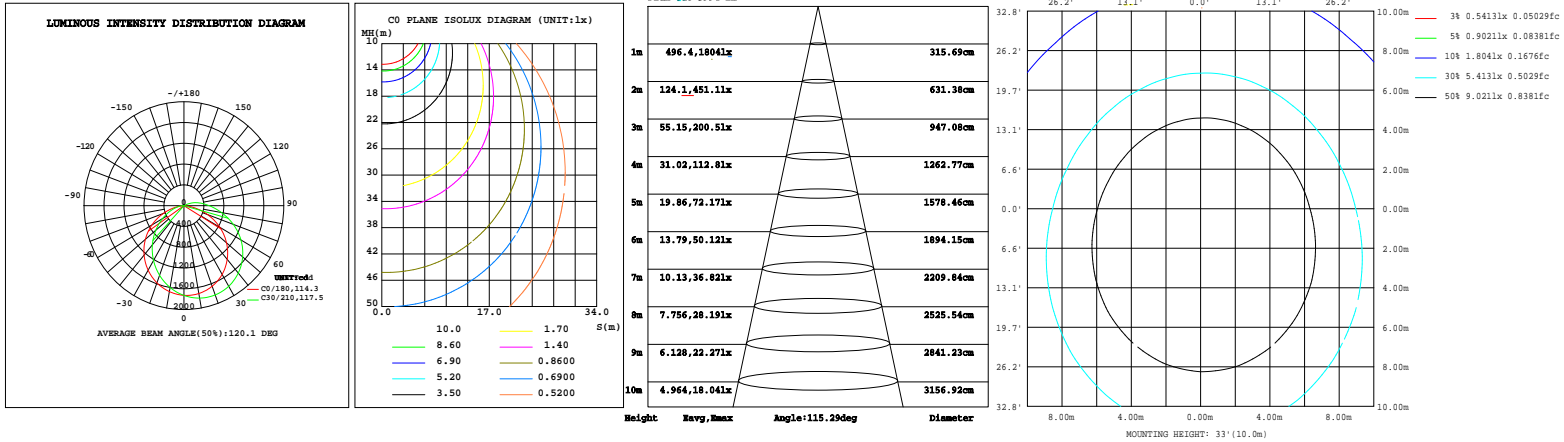


Wattages: 35W / 45W / 55W

## PHOTOMETRICS

For complete IES files, please visit our website.

### SB-LSW4F35455W27-3545K (55W&4000K)



### SB-LSW4F35455W27-3545K (55W&5000K)

