



SNOWBALL
LIGHTING INCORPORATED

FHSCP-UNV-5WL



Emergency LED Driver

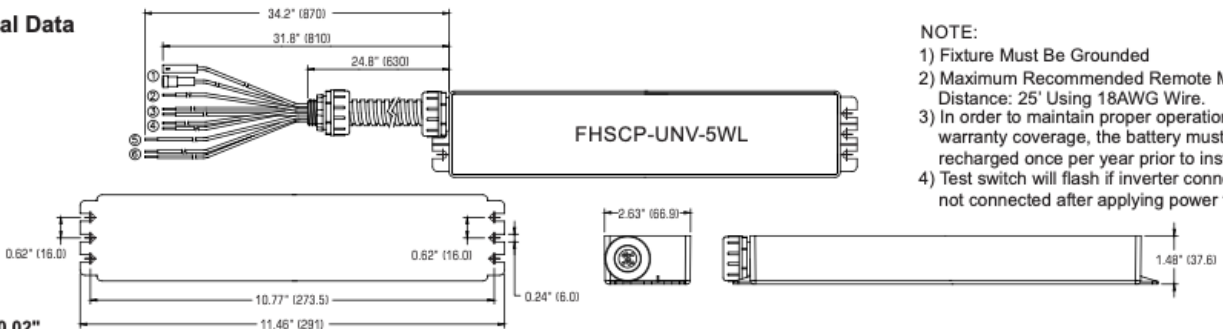
- Constant Power Emergency Driver
- Universal Voltage: 120-277VAC, 50/60Hz
- Output Wattage: 5W
- Output Current 90-500mA
- Output Voltage 10-55VDC

This driver will operate any LED module designed to accept any constant input current of 90 - 500mA and has a forward voltage range of 10-55VDC

General Specifications

Input Voltage	120 - 277VAC, 50 / 60Hz
Input Current	0.061A Max.
Input Power	3.9W
Blue Lead (LED Driver Output Pass Through)	2A, 50V Max.
White / Black Lead (Input Pass Through)	1A Max.
Output Current	90 - 500mA
Output Voltage Range	10 - 55VDC
Output Power / Lumens	5W (Constant) / 800lm
Battery Type / Model Number	Ni-Cad 9.6VDC
Battery Capacity Available	14.4WH
Recharge Time	24 Hours
Discharge Time	90 Minutes
Number of Output Channels	1
RFI / EMI	FCC Part 15A Non-Consumer
Output Type	Class 2
Ambient Operating Temperature Range	0°C to 50°C
Surge Protection	Per C62.41 (TVS)
Protections	Input Overcurrent Protection (Fusible Link)
Service Life	50,000 Hours
Approval / Class	UL 924 Class 2; Damp Location, CEC Title 20
Warranty	5 years from the date of manufacture

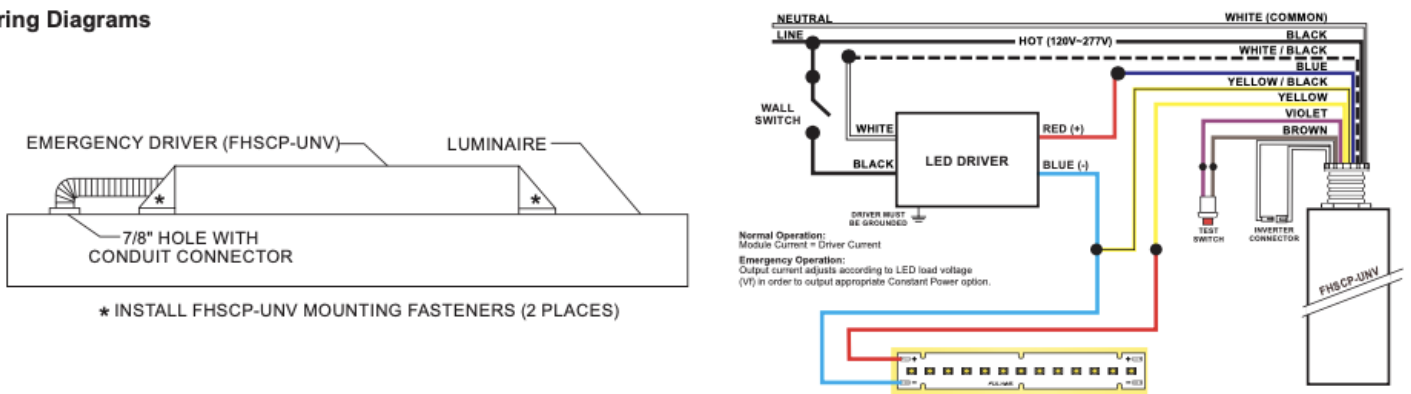
Mechanical Data



NOTE:

- 1) Fixture Must Be Grounded
- 2) Maximum Recommended Remote Mounting Distance: 25' Using 18AWG Wire.
- 3) In order to maintain proper operation and warranty coverage, the battery must be recharged once per year prior to installation.
- 4) Test switch will flash if inverter connector is not connected after applying power to the unit.

Wiring Diagrams





SNOWBALL
LIGHTING INCORPORATED

FHSCP-UNV-10.7WL



Emergency LED Driver

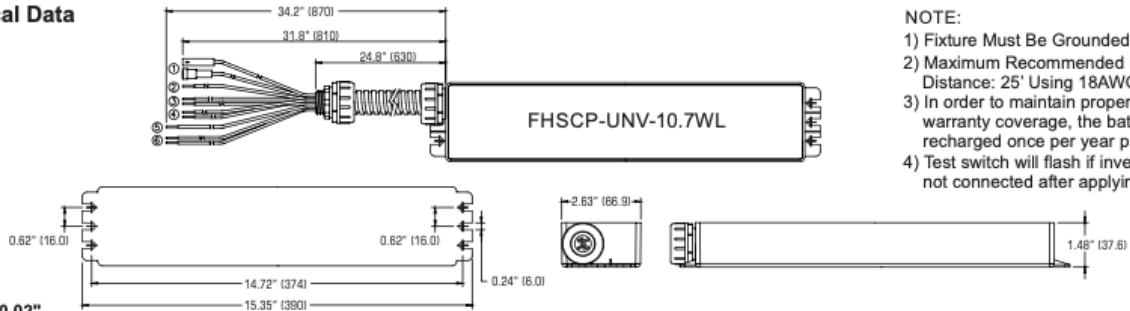
- Constant Power Emergency Driver
- Universal Voltage: 120-277VAC, 50/60Hz
- Output Wattage: 10.7W
- Output Current 195-1007mA
- Output Voltage 10-55VDC

This driver will operate any LED module designed to accept any constant input current of 195 - 1007mA and has a forward voltage range of 10 - 55VDC

General Specifications

Input Voltage	120 - 277VAC, 50 / 60Hz
Input Current	0.087A Max.
Input Power	5.7W
Blue Lead (LED Driver Output Pass Through)	2A, 50V Max.
White / Black Lead (Input Pass Through)	1A Max.
Output Current	195 - 1007mA
Output Voltage Range	10 - 55VDC
Output Power / Lumens	10.7W (Constant) / 1700lm
Battery Type / Model Number	Ni-Cad 9.6VDC
Battery Capacity Available	28.8WH
Recharge Time	24 Hours
Discharge Time	90 Minutes
Number of Output Channels	1
RFI / EMI	FCC Part 15A Non-Consumer
Output Type	Class 2
Ambient Operating Temperature Range	0°C to 50°C
Surge Protection	Per C62.41 (TVS)
Protections	Input Overcurrent Protection (Fusible Link)
Service Life	50,000 Hours
Approval / Class	UL 924 Class 2; Damp Location, CEC Title 20
Warranty	5 years from the date of manufacture

Mechanical Data



NOTE:

- 1) Fixture Must Be Grounded
- 2) Maximum Recommended Remote Mounting Distance: 25' Using 18AWG Wire.
- 3) In order to maintain proper operation and warranty coverage, the battery must be recharged once per year prior to installation.
- 4) Test switch will flash if inverter connector is not connected after applying power to the unit.

Tolerance=±0.02"

Wiring Diagrams

