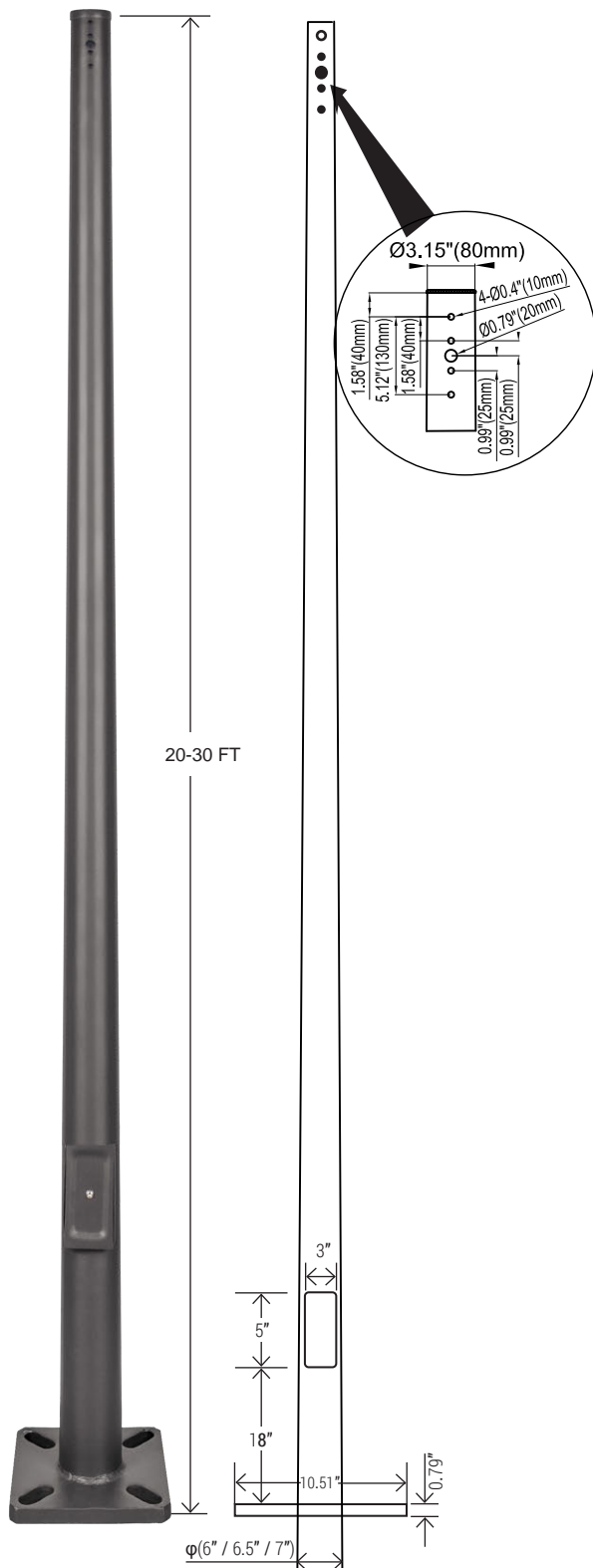


Round Tapered Steel pole

Size: 6" (6" dia.), 6.5" (6.5" dia.), 7" (7" dia.)

(NOTE: BASE COVER, ANCHOR KIT, POSITION PLATE & ACCESSORIES SOLD SEPARATELY)



The SB LED INC Series Round Tapered Steel poles are built from high strength steel tube and are available side drilled for arm mounted area lighting luminaires or with tenon mounts for flood and post top luminaires. Typical area lighting applications include retail centers, industrial parks, schools and universities, public transit and airports, office buildings and medical facilities. Mounting heights of 20 to 30 feet can be used based on selected luminaire application.

FEATURES

FINISH:

Textured architectural bronze powder-coat finish, baked to ensure maximum paint adhesion, hardness and durability.

ANCHOR BOLTS:

Anchor bolts are not included, sized based on pole data charts for the selected pole size.

HAND HOLE:

Cast iron reinforced hand hole and cover with ground screw.

BASE COVER:

Poles are provided with a two-piece formed steel base cover that is easily assembled and fitted over pole base.

SURFACE TREATMENT: Hot-dip galvanizing.

POLE LENGTH:

Poles are available in standard lengths as shown in the order matrix. Poles can be custom cut to order. Consult factory.

SPECIFICATIONS: Conforms to ASTM-A 500 Grade B: Minimum Yield Strength of 46,000 PSI.

SPECIFICATION	20FT	25FT	30FT
SB-TPR20FT6-11G-D			
SB-TPR25FT6.5-11G-D	L = 6.1 (m)	L = 7.6 (m)	L = 9.1 (m)
SB-TPR30FT7-7G-D			

MOUNTING OPTIONS



SIDE MOUNT: Standard length poles are predrilled (2@180°), with a polycarbonate top cover and hole plugs for unused predrilled locations.

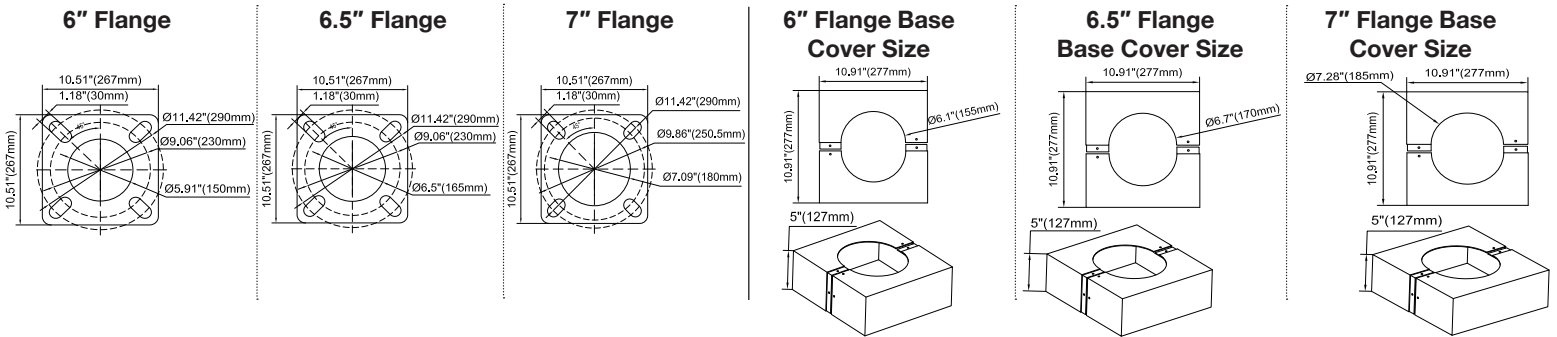
Note: When using Arm or Slip-Fitter Mounts, additional installation parts may be required to ensure proper installation. (example: Round Bar Adapter with Arm Mount or Horizontal Tenon Arc Adapter with Slip-Fitter Mount) *see: additional installation parts for more options*

TOP MOUNT: Round Pole Tenon Adapters (Optional) can be installed for a use with a Slip-Fitter or Multi-Fixture installation requiring Bullhorns, Spokes etc. (4"RND to 2 3/8" Round Tenon Adapters available)

Round Tapered Steel pole

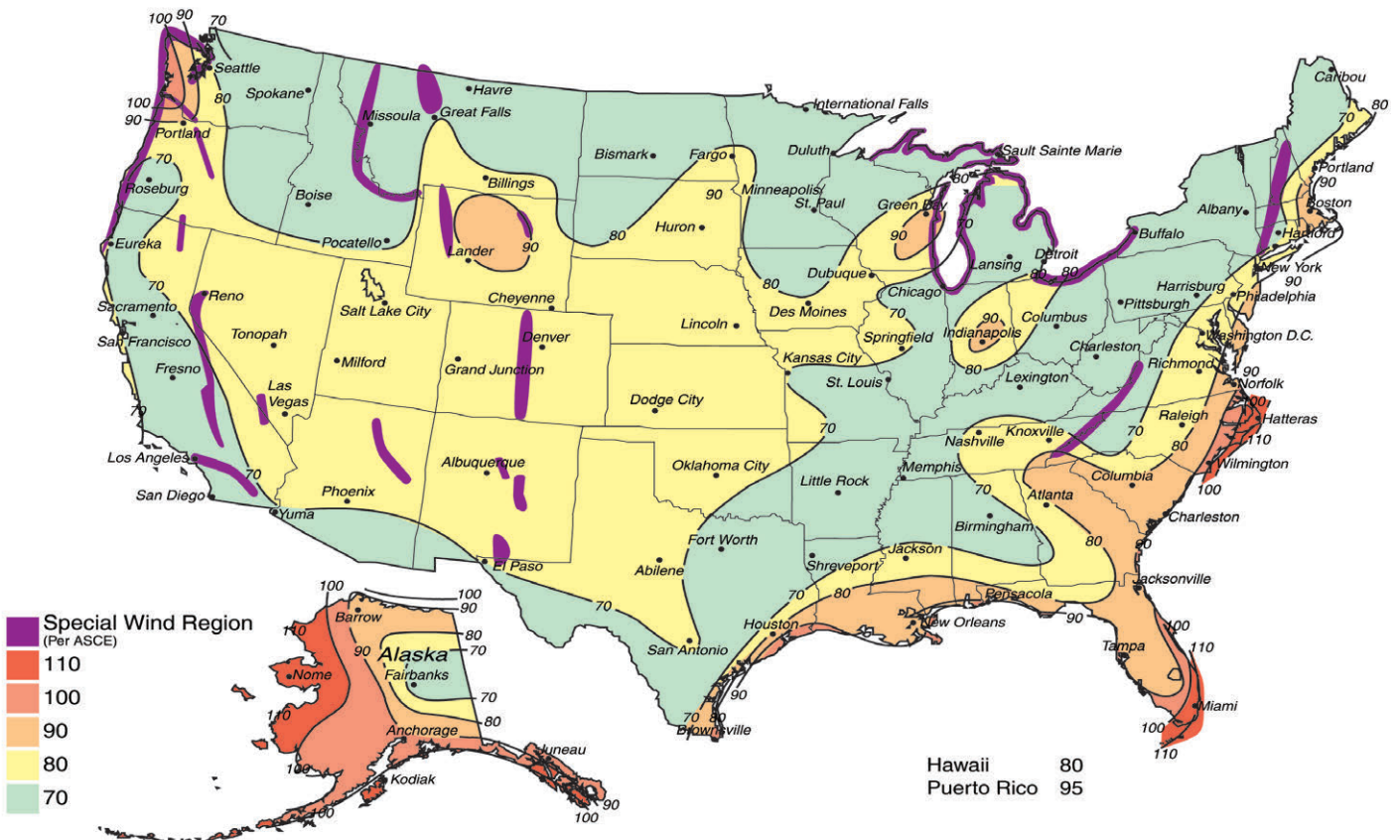
Size: 6" (6" dia.), 6.5" (6.5" dia.), 7" (7" dia.)

DIMENSION



DIMENSION DATA

CATALOG	HEIGHT	GAUGE	SIZE	BOLT SIZE	WEIGHT (LBS)	EPA 70	EPA 80	EPA 90	EPA 100	EPA 110	EPA 120	EPA 130	EPA 140	EPA 150	EPA 160
SB-TPR20FT6-11G-D	20ft	11	6" dia.	M0.75"X 19.69"X 3.94"	123	13.9	11.1	10.8	8.8	7.5	5.8	4.6	3.2	2.0	1.1
SB-TPR25FT6.5-11G-D	25ft		6.5" dia.		163	12.9	9.9	8.7	7.3	6.6	5.1	4.2	2.8	1.4	NG
SB-TPR30FT7-7G-D	30ft	7	7" dia.	M0.95"X 36"X4"	300	10.5	8.8	7.9	6.5	5.4	4.4	3.7	2.4	1.2	NG



Round Tapered Steel pole

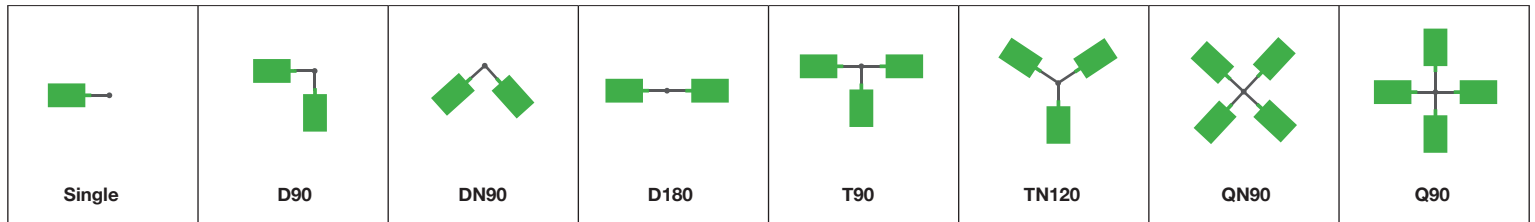
Size: 6" (6" dia.), 6.5" (6.5" dia.), 7" (7" dia.)

ORDERING INFORMATION

EXAMPLE: **SB-TPR20FT6-11G-D**

SB	TPR	20 FT	6	11G	D
COMPANY	PRODUCT	GROUND HEIGHT	SIZE	THICKNESS	FINISH
SB LED INC	Round Tapered Steel pole	20FT - (6.1 M) 25FT - (7.6 M) 30FT - (9.1 M)	6 - (Bottom Caliber ϕ 6") 6.5 - (Bottom Caliber ϕ 6.5") 7 - (Bottom Caliber ϕ 7")	11G - (11 gauge) 7G - (7 gauge)	D - (Dark Bronze) W - (White) B - (Black) G - (Grey)

FIXTURE CONFIGURATIONS



INSTALLATION

1. Dig a hole in the installation position of the lamp pole. Fixed four fastener fittings according to the hole position of lamp pole and poured with cement concrete. (as shown in the figure)

2. Install 4 screws onto the stick and adjust to same water level, then place the square plate and screw tightly. Install the cover at the bottom of pole. (as shown in the figure)

Foundation reference specification

Reference design of Concrete size		
Specifications	ϕ	Depth
10-15FT	31.5"(800mm)	59.1"(1500mm)
20-25FT	35.4"(900mm)	70.9"(1800mm)
30FT	35.4"(900mm)	82.7"(2100mm)

Foundation Design: We offer Foundation design references due to variations in soil structure across different areas, and we do not assume any responsibility for this variability.

Round Tapered Steel pole

Size: 6" (6" dia.), 6.5" (6.5" dia.), 7" (7" dia.)

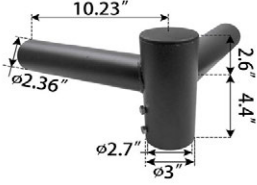
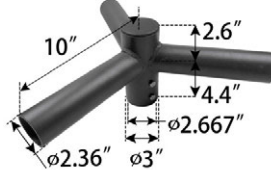
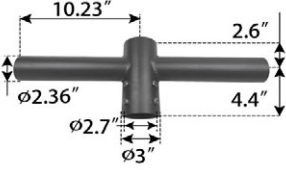
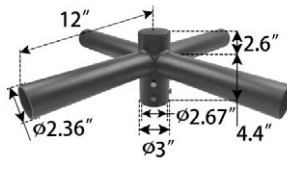

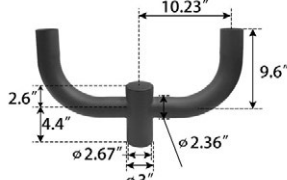
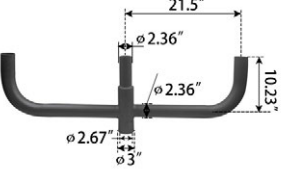
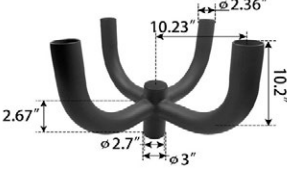

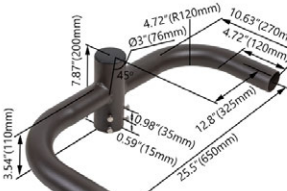
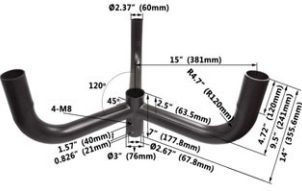
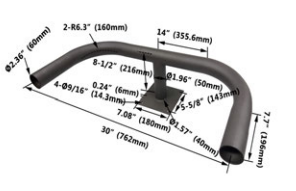
SQUARE EXTERNAL MOUNT HORIZONTAL TENON		• To mount 2/3/4 fixtures on an existing pole	
<p>45" (1143mm) 3-Ø2.36" (60mm) 20.5" (520mm) 4.72" (120mm) 1.73" (44mm) 1.24" (31.5mm) 4-M8 Ø3" (76mm)</p>	<p>Low Profile Bullhorn with 3 Tenons SB-VTS4R-3T-D MAX EPA: 1.6 Finish: Dark Bronze The Bracket is designed to mount over 2-3/8" O.D. vertical tenon.</p>	<p>20.5" (520mm) Ø2.4" (60mm) 4.7" (120mm) 2.03" (76mm) 24.6" (624.38mm)</p>	<p>Low Profile Bullhorn with 2 Tenons SB-VTS4R-2T-D MAX EPA: 1.0 Finish: Dark Bronze The Bracket is designed to mount over 2-3/8" O.D. vertical tenon.</p>
<p>11.62" (295.22mm) 9.56" (242.84mm) 3-Ø2.38" (60mm) 120° 2.5-M8 1.57" (40mm) 1.18" (29mm) Ø2.04" (52mm) Ø3" (76mm)</p>	<p>Triple 120° Horizontal Tenon Adapter SB-QT120-3T-D MAX EPA: 1.4 Finish: Dark Bronze The Bracket is designed to mount over 2-3/8" O.D. vertical tenon.</p>	<p>24.4" (620mm) 20" (508mm) Ø2.38" (60mm) 4" (101.6mm) 2.2" (55.88mm) 1.5" (38.1mm) 1.18" (29mm)</p>	<p>Quad 90° Horizontal Tenon Adapter SB-QT90-4T-D MAX EPA: 1.6 Finish: Dark Bronze The Bracket is designed to mount over 2-3/8" O.D. vertical tenon.</p>
WALL BRACKET • Attaches to any flat surface • Provides wiring access		MID-POLE TENON BRACKET	
<p>Ø2.36" 7" 5.9" 7" 7.8"</p>	<p>90° Wall Mount Bracket with 2-3/8" O.D. Tenon SB-ADP2.5-90-D MAX EPA: 0.6 Finish: Dark Bronze The 90° wall mount bracket with 2-3/8" tenon attaches flood and area fixtures to almost any surface: wall, roof, or wood pole. Provides wiring access and a built-in 2-3/8" O.D. tenon to mount a fixture with our adjustable slip-fitter. Suggested 3/8" diameter bolts for mounting.</p>	<p>3.93" 8" 0.12" Ø2.36" 4.92" 3.75" 5.6"</p>	<p>2-3/8" OD Horizontal Tenon Mid-Pole Bracket SB-ADP2.5-D MAX EPA: 0.3 Finish: Dark Bronze 2-3/8" OD Horizontal Tenon Mid-Pole Bracket is designed to mount light fixture that is equipped with a adjustable slip-fitter onto a 2-3/8" OD horizontal tenon.</p>
<p>Ø54 3.9" (99mm) 90° 1.17" (29mm) 0.16" (4mm) 4-Ø9 R2</p>	<p>180° Wall Mount Bracket with 2-3/8" O.D. Tenon SB-ADP2.5-180L3.9-D MAX EPA: 0.5 Finish: Dark Bronze The 180° wall mount bracket with 2-3/8" tenon attaches flood and area fixtures to almost any surface: wall, roof, or wood pole. Provides wiring access and a built-in 2-3/8" O.D. tenon to mount a fixture with our adjustable slip-fitter. Suggested 3/8" diameter bolts for mounting.</p>	<p>Ø2.36(60mm) Ø2.13(54mm) 8" (203.2mm) 1.125(4mm) 0.49(12.4mm) 1.176(29mm) 1.176(29mm) 5.04(128mm) 0.16(4mm) 1.125(4mm) 1.125(4mm) 1.125(4mm)</p>	<p>2-3/8" OD Horizontal Tenon Arc Adapter SB-ADP2.5-BAR5-D MAX EPA: 0.3 Finish: Dark Bronze For use with Round, non-tapered steel and aluminum poles. 2-3/8" OD Horizontal Tenon Mid-Pole Bracket is designed to mount light fixture that is equipped with a adjustable slip-fitter onto a 2-3/8" OD horizontal tenon.</p>
POLE BRACKET • For mounting one fixture on an existing pole			
<p>Ø2.38" 4.33" 4.0" 8.6" 3.5"</p>	<p>4" Square Pole Mount with 2-3/8" O.D. Tenon SB-VTS4-D MAX EPA: 0.3 Finish: Dark Bronze For use with square, non-tapered steel and aluminum poles. Furnished with four 5/16" hex head stainless-steel bolts. Vertical tenon measures 2-3/8" O.D. and is made of steel tubing.</p>	<p>Ø2.36" 4" 4.8" Ø3.15" Ø3.46"</p>	<p>3" Round Pole Mount with 2-3/8" O.D. Tenon SB-VT3-D MAX EPA: 0.3 Finish: Dark Bronze For use with round, non-tapered steel and aluminum poles. Furnished with four 3/8" hex head stainless-steel bolts. Vertical tenon measures 2-3/8" O.D.</p>
<p>Ø2.38" 5" 5" 4" 8.6" 4"</p>	<p>5" Square Pole Mount with 2-3/8" O.D. Tenon SB-VTS5-D MAX EPA: 0.3 Finish: Dark Bronze For use with square, non-tapered steel and aluminum poles. Furnished with four 5/16" hex head stainless-steel bolts. Vertical tenon measures 2-3/8" O.D., and is made of steel tubing.</p>	<p>Ø2.36" 4" 4.8" Ø4.2" Ø4.4"</p>	<p>4" Round Pole Mount with 2-3/8" O.D. Tenon SB-VT4-D MAX EPA: 0.3 Finish: Dark Bronze For use with round, non-tapered steel and aluminum poles. Furnished with four 3/8" hex head stainless-steel bolts. Vertical tenon measures 2-3/8" O.D.</p>
<p>Ø2.36" Ø2.13" 4.01" 11.89" 7.88" 3.35" 1.97" 4-M8 Ø5.2" Ø5.51"</p>	<p>5" Round Pole Mount with 2-3/8" O.D. Tenon SB-VT5-D MAX EPA: 0.3 Finish: Dark Bronze For use with round, non-tapered steel and aluminum poles. Furnished with four 3/8" hex head stainless-steel bolts. Vertical tenon measures 2-3/8" O.D., and is made of steel tubing.</p>		

Round Tapered Steel pole

Size: 6" (6" dia.), 6.5" (6.5" dia.), 7" (7" dia.)

ROUND EXTERNAL MOUNT HORIZONTAL TENON

To mount 2/3/4 fixtures on an existing pole

	<p>Double 90° Horizontal Tenon Adapter SB-SB2.5TW90-D MAX EPA: 0.6 Finish: Dark Bronze The Bracket is designed to mount over 2-3/8" (60mm) O.D. vertical tenon. Two fixtures can be mounted to the Round External Mount Horizontal Tenon and adjusted horizontally.</p>		<p>Triple 120° Horizontal Tenon Adapter SB-SB2.5TR120-D MAX EPA: 0.7 Finish: Dark Bronze The Bracket is designed to mount over 2-3/8" (60mm) O.D. vertical tenon. Three fixtures can be mounted to the Round External Mount Horizontal Tenon and adjusted horizontally.</p>
	<p>Double 180° Horizontal Tenon Adapter SB-SB2.5TW180-D MAX EPA: 0.4 Finish: Dark Bronze The Bracket is designed to mount over 2-3/8" (60mm) O.D. vertical tenon. Two fixtures can be mounted to the Round External Mount Horizontal Tenon and adjusted horizontally.</p>		<p>Quad 90° Horizontal Tenon Adapter SB-SB2.5QD90-D MAX EPA: 0.3 Finish: Dark Bronze The Bracket is designed to mount over 2-3/8" (60mm) O.D. vertical tenon. Four fixtures can be mounted to the Round External Mount Horizontal Tenon and adjusted horizontally.</p>
	<p>Single Spoke Bracket Tenon Adapter SB-SB2.5S90-D MAX EPA: 0.4 Finish: Dark Bronze The Bracket is designed to mount over 2-3/8" (60mm) O.D. vertical tenon. One fixture can be mounted to the Round External Mount Horizontal Tenon and adjusted horizontally.</p>		<p>180° Double Bullhorn SB-RB2.5D180-D MAX EPA: 0.9 Finish: Dark Bronze The Bracket is designed to mount over 2-3/8" (60mm) O.D. vertical tenon. Two fixtures can be mounted to the Round External Mount Horizontal Tenon and adjusted horizontally.</p>
	<p>180° Triple Bullhorn SB-RB2.5TR180-D MAX EPA: 1.4 Finish: Dark Bronze The Bracket is designed to mount over 2-3/8" (60mm) O.D. vertical tenon. Three fixtures can be mounted to the Round External Mount Horizontal Tenon and adjusted horizontally.</p>		<p>90° Quad Bullhorn SB-RB2.5QD90-D MAX EPA: 1.5 Finish: Dark Bronze The Bracket is designed to mount over 2-3/8" (60mm) O.D. vertical tenon. Four fixtures can be mounted to the Round External Mount Horizontal Tenon and adjusted horizontally.</p>
	<p>90° Wall Mount Bracket with 2-3/8" O.D. Tenon SB-ADP2.5-90H-D MAX EPA: 0.7 Finish: Dark Bronze The 90° wall mount bracket with 2-3/8" tenon attaches flood and area fixtures to almost any surface: wall, roof, or wood pole. Provides wiring access and built-in 2-3/8" O.D. tenon to mount a fixture with our adjustable slip-fitter. Suggested 3/8" diameter bolts for mounting. Mounting holes are spaced 3-1/4" apart.</p>		<p>Double 180° Horizontal Tenon Adapter SB-RB2.5TR180H-D MAX EPA: 1.0 Finish: Dark Bronze The Bracket is designed to mount over 2-3/8" (60mm) O.D. vertical tenon. Two fixtures can be mounted to the Round External Mount Horizontal Tenon and adjusted horizontally.</p>
	<p>Triple 120° Horizontal Tenon Adapter SB-SB2.5TR120V-D MAX EPA: 1.5 Finish: Dark Bronze The Bracket is designed to mount over 2-3/8" (60mm) O.D. vertical tenon. Three fixtures can be mounted to the Round External Mount Horizontal Tenon and adjusted horizontally.</p>		<p>Double 180° Wall Mount Bracket with 2-3/8" O.D. Tenon SB-ADP2.5-180H-D MAX EPA: 1.4 Finish: Dark Bronze The 180° wall mount bracket with 2-3/8" tenon attaches flood and area fixtures to almost any surface: wall, roof, or wood pole. Provides wiring access and built-in 2-3/8" O.D. tenon to mount a fixture with our adjustable slip-fitter. Suggested 3/8" diameter bolts for mounting. Mounting holes are spaced 3-1/4" apart.</p>

Round Tapered Steel pole

Size: 6" (6" dia.), 6.5" (6.5" dia.), 7" (7" dia.)

	<p>Square Triple 90° Horizontal Tenon Adapter SB-QT90-3T-D MAX EPA: 1.5 Finish: Dark Bronze The Bracket is designed to mount over 2-3/8" O.D. vertical tenon.</p>		<p>Round Triple 90° Horizontal Tenon Adapter SB-SB2.5QD90-3T-D MAX EPA: 0.3 Finish: Dark Bronze The Bracket is designed to mount over 2-3/8" (60mm) O.D. vertical tenon. Triple fixtures can be mounted to the Round External Mount Horizontal Tenon and adjusted horizontally.</p>
	<p>Low Profile Bullhorn with 4 Tenons SB-VTS4R-4T-D MAX EPA: 1.7 Finish: Dark Bronze The Bracket is designed to mount over 2-3/8" O.D. vertical tenon.</p>		<p>Four 180° Horizontal Tenon Adapter SB-RB2.5TR180-4T-D MAX EPA: 1.4 Finish: Dark Bronze The Bracket is designed to mount over 2-3/8" O.D. vertical tenon. Four fixtures can be mounted to the Round External Mount Horizontal Tenon and adjusted horizontally.</p>
<p>MOUNTING OPTIONS:</p>			
	<p>SB-NEWSBARM2-D Finish: Dark Bronze Arm Mount 4" and 5" Square and Round poles. Standard versatile mounting arm is simple to install and can be used with existing poles for retro installations.</p>		<p>SB-NEWSBSF2-D Finish: Dark Bronze Slipfitter Mount An optional cast aluminum mast arm adapter secures fixture head to nominal 2"(2-3/8"O.D. pipe size) horizontal steel tenon arm.</p>
	<p>SB-SBT-D Finish: Dark Bronze Easy to install for direct wall mounting with 1/2" conduit wiring.</p>		<p>SB-SFARM2-D Finish: Dark Bronze SFARM2 Mount An optional cast aluminum mast arm adapter secures fixture head to nominal 2"(2-3/8"O.D. pipe size) horizontal steel tenon arm.</p>
	<p>Arm Square Tube Turn Tube Tenon Adapter SB-ARM-BAR-D Finish: Dark Bronze Round tube light bar installation, with Arm installation of lamps.</p>		<p>Install Base Shield SB-IBR6-D Finish: Dark Bronze The 6" Installation of base shield is used to protect the base after fixing the lamp pole, so that the lamp pole base is not damaged, thereby increasing the service life of the lamp pole.</p>
	<p>Install Base Shield SB-IBR6.5-D Finish: Dark Bronze The 6.5" Installation of base shield is used to protect the base after fixing the lamp pole, so that the lamp pole base is not damaged, thereby increasing the service life of the lamp pole.</p>		<p>Install Base Shield SB-IBR7-D Finish: Dark Bronze The 7" Installation of base shield is used to protect the base after fixing the lamp pole, so that the lamp pole base is not damaged, thereby increasing the service life of the lamp pole.</p>

Round Tapered Steel pole

Size: 6" (6" dia.), 6.5" (6.5" dia.), 7" (7" dia.)

MOUNTING OPTIONS:

	<p>Arm Square Tube Turn Tube Tenon Adapter SB-SADP-BAR-D Finish: Dark Bronze Round tube light bar installation, with Arm installation of lamps.</p>		<p>Base Mounting Screw SB-BMS-S Before installing the lamp pole, the installation hook should be buried underground and fixed by cement After fixing, the lamp pole should be fixed by locking screw and base installed.</p>
	<p>Anchor Bolt Positioning Plate SB-SPP-D This is a screw rod positioning plate. After the screw rod of the lamp rod base is fixed underground, the positioning plate is fixed with the screw rod to prevent the screw rod from deviation. Finally, the lamp rod is locked.</p>		

30FT Light Pole Optional Accessories:

<p>Position Plate Bottom</p>	<p>Cross Screw Positioning Plate SB-SPP250-BM24 This is a screw bottom cross positioning plate. It is used in conjunction with the top positioning plate WD-SPP250-TM24 and WSD-BM24SL914-S to fix the positioning plate with the screw to prevent the screw from deviating. Finally, the lamp pole locks.</p>		<p>Anchor Bolt SB-BM24SL914-S Before installing the lamp pole, the installation hook should be buried underground and fixed by cement After fixing, the lamp pole should be fixed by locking screw and base installed,(It is used in conjunction with WSD-SPP250-BM24 and WD-SPP250-TM24).</p>
	<p>Anchor Bolt Positioning Plate SB-SPP250-TM24 This is a screw rod positioning plate. After the screw rod of the lamp rod base is fixed underground, the positioning plate is fixed with the screw rod to prevent the screw rod from deviation. Finally, the lamp rod is locked,(It is used in conjunction with WSD-SPP250-BM24 and WSD-BM24SL914-S).</p>	<p>LIGHT POLE TOP</p>	<p>Removable Cap Arm Installation hole</p>