

Model: SB-CD1X4FT-45W

Flat panel 4 Wattage and 4 Color selectable by Selector Switch



OVERVIEW:

DESCRIPTION

The SB-CD edged Lit 1' x 4' Field-adjust Wattage and Color temperature series have 4 Wattage 30W,35W,40W,45W and 4 Color 3000K, 3500K, 4000K, 5000K all in one light fixture easily and quickly to select any Color and any wattage by move the selector switch on the driver, also help you reduce stock!

The SB-CD LED series was designed for offices, hallways, general area lighting, conference rooms and lobbies.

- Efficiency: Up to 112 LPW
- Delivered Lumens: Up To 5,040 lumens
- Input selectable power: 1'x4':30W,35W,40W,45W
- CCT:3000k-5000k (3000K,3500K,4000K,5000K)
- UL/cUL, DLC, Damp Location Listed

- CRI: > 80
- Input Voltage0-10v Dim 100-277v or 120-347V, EM available
- Limited Warranty: 5Years, 50,000-hour
- Operating temperature: -20°C to 50°C
- Power factor > 0.95

SPECIFICATION FEATURES

Construction

High-grade aluminum frame. Isolated driver box, ultrathin design and long life SMD chips.

Thermal Management

The SB-CD series frame is constructed of high-grade aluminum acting as a large surface area heat sink that greatly improves heat dissipation and performance.

. This enables the Luminaries to withstand higher ambient temperatures without degrading LED life.

Controls

Quick Select by selector switch of Colors: 3000K,3500K,4000K,5000K; 4 Wattages: 30W,35W,40W,45W

Electrical

LED driver and related electrical components are hard wired and mounted to the housing for optimal heat sinking and operating efficiency. 120- 277V Universal standard, or 347V special order, 50/60Hz, Operating temperature range of -20°C to 50°C

Mounting Options

* The SB-CD series flat panel fixtures can be mounted in standard T-bar frame.
* Surface mount or suspension kits are available.

Compliance

cULus listed for Damp location -20°C- 45°C, -40°F to 122°F Fcc listed, RoHS compliant and LED modules comply with IESNA LM-79 and LM-80 standards.

Finish

With a minimum of 3-5 millimeter thickness. Finish is oven-baked at 400 °F to promote maximum adherence and finish hardness Fixtures comes in standard white or silver. Custom colors are available.

Warranty


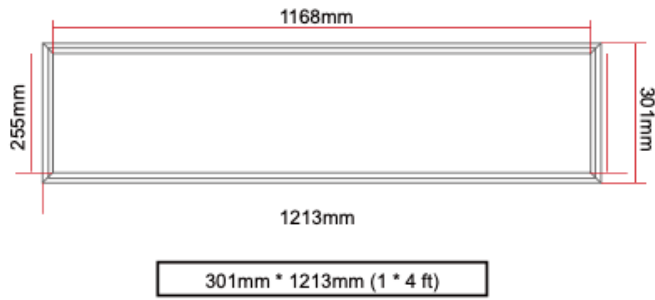
5-year limited warranty.

Optics

120° beam angle is perfect for uniformity.



DIMENSION



MODEL SELECTION:

Example: SB-CD1X4FT-45W


Products series	Wattage
SB-CD1X4FT	45W=30W,35W,40W,45W

LUMEN OUTPUT


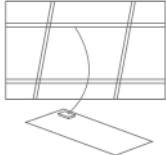
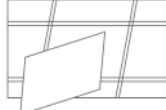
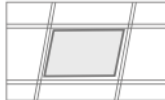

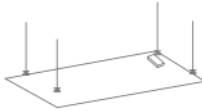
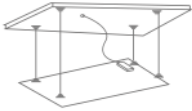
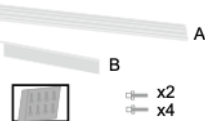

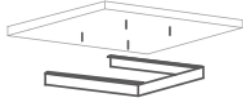
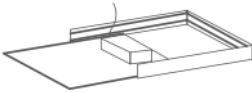
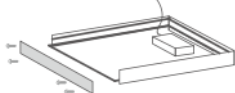
Wattage ±10%	Lumen ±10%	Kelvin±10%
30W	3360	3000K/3500K/4000K/5000K
35W	3920	
40W	4480	
45W	5040	

ACCESSORY ORDERING:

	SB-1x4FT	1X4FT flat panel Surface Mounting Kit
	SB -PLSKY14-W	1X4FT Skylight frame
	SB-PSC3	Drywall Hanging Kit 3 pcs/set


	SB-EBP/5W/B	Factory installed Remote Emergency Battery Pack 5w 90 minutes
	SB-EBP/10.7W/B	Factory installed Remote Emergency Battery Pack 10.7w 90 minutes

INSTALLATIONS: This product must be installed flat and level, installed by fully certified electrician in accordance with relevant federal, state and local building and electrical codes

Ceiling recessing	 <p>1.Remove ceiling plaster slab</p>	 <p>2. Connect power supply</p>	 <p>3. Fix the panel light into right place</p>	 <p>4.Stabilize the panel</p>
Suspending	 <p>1. A.Fix the anchor into target place on the ceiling. B.Fix the installation mount on the ceiling with plastic anchor.</p>	 <p>2.Hang the panel to ceiling suspending installation kits</p>	 <p>3. Adjust the length of steel wire.Connect the power supply</p>	
surface mounted	 <p>1.take both profile A and B from accessory pack.</p>	 <p>2.Assembling 3 pieces aluminum profile together with screw.</p>	 <p>3.Fix semi-finished frame onto ceiling with screw(Plastic anchor for concrete ceiling only).</p>	
	 <p>4.Slide panel into frame properly.</p>	 <p>5.Fix the last piece of aluminum profile with screw after panel is well placed.</p>		



Skylight fram



Factory Installed Emergency Battery backup image.