

## DESCRIPTION

The SB-CD edged Lit 2' X 2' Field-adjust Wattage and Color temperature series have 4 Wattage 30W,35W,40W,45W and 4 Color 3000K, 3500K, 4000K, 5000K all in one light fixture easily and quickly to select any Color and any wattage by move the selector switch on the driver, also help you reduce stock!

The SB-CD LED series was designed for offices, hallways, general area lighting, conference rooms and lobbies.

**Model: SB-CD2X2FT-45W Edge Lit Panel**

**Field Wattage & 4 CCT Selectable by Selector Switch**



### OVERVIEW:

- Efficiency: Up to 112 LPW
- Delivered Lumens: Up To 5,040 lumens
- Input selectable power: 2'x2': 30W,35W,40W,45W
- CCT:3000k-5000k (3000K,3500K,4000K,5000K)
- UL/cUL, DLC, Damp Location Listed
- CRI: > 80
- Input Voltage 0-10v Dim 100-277v or 120-347V, EM available
- Limited Warranty: 5Years, 50,000-hour
- Operating temperature: -20°C to 50°C
- Power factor > 0.95

## SPECIFICATION FEATURES

### Construction

High-grade aluminum frame. Isolated driver box, ultrathin design and long life SMD chips.

### Thermal Management

The SB-CD series frame is constructed of high-grade aluminum acting as a large surface area heat sink that greatly improves heat dissipation and performance.

. This enables the Luminaries to withstand higher ambient temperatures without degrading LED life.

### Controls

Quick Select by selector switch of Colors: 3000K,3500K,4000K,5000K; 4 Wattages: 30W,35W,40W,45W

### Electrical

LED driver and related electrical components are hard wired and mounted to the housing for optimal heat sinking and operating efficiency. 120- 277V Universal standard, or 347V special order, 50/60Hz, Operating temperature range of -20°C to 50°C

### Mounting Options

- \* The SB-CD series flat panel fixtures can be mounted in standard T-bar frame.
- \* Surface mount or suspension kits are available.

### Compliance

cULus listed for Damp location  
-20°C- 45°C, -40°F to 122°F Fcc listed, RoHS compliant and LED modules comply with IESNA LM-79 and LM-80 standards.

### Finish

With a minimum of 3-5 millimeter thickness. Finish is oven-baked at 400 °F to promote maximum adherence and finish hardness. Fixtures comes in standard white or silver. Custom colors are available.

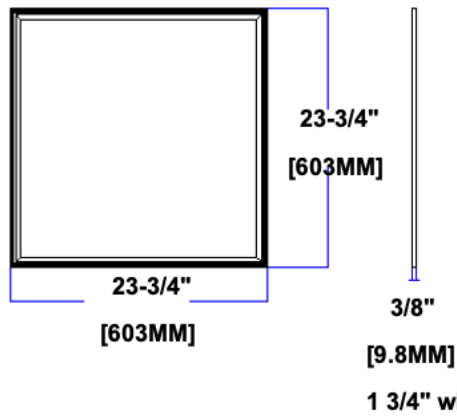
### Warranty

5-year limited warranty.

### Optics

120° beam angle is perfect for uniformity.

## DIMENSION & PACKING INFORMATION



### MODEL SELECTION:




Example: SB-CD2X2FT-45W

Products series	Wattage	Color	Voltage
SB-CD2X2FT	45W=30W,35W,40W,45W	Blank=3000K/3500K/4000K/50000K	0-10V dim 120-277V

### LUMEN OUTPUT

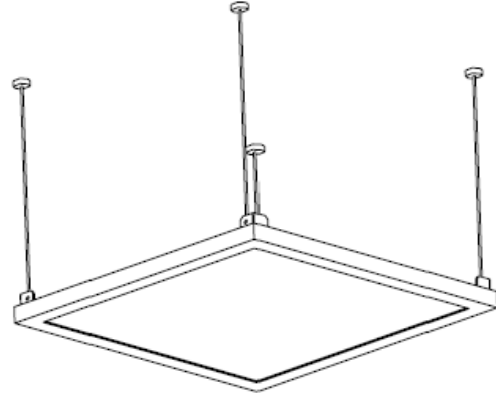
Wattage ±10%	Kelvin±10%	Lumen ±10%
45W	3000K-5000K	5040

### ACCESSORY ORDERING:

ACCESSORY ITEMS	MODEL NUMBER	DESCRIPTION
	SB-2x2FT	2X2FT flat panel Surface Mounting Kit
	SB-PSC	Drywall Hanging Kit 2 pcs/set
	SB-EBP/5W/B	Factory installed Remote Emergency Battery Pack 5w 90 minutes
	SB-EBP/10.7W/B	Factory installed Remote Emergency Battery Pack 10.7w 90 minutes



**Surface mount image**



**Hanging Kit image**



**Factory Installed Emergency Battery backup image**