

# Sensor Based LED TROFFER LIGHT



**SNOWBALL**  
LIGHTING INCORPORATED



**Wattages: 20W,25W,30W,34W,38W,45W**



**1X4 FT**

**2X4 FT**

**2X2 FT**

**WATT/CCT  
SELECTABLE**

The Sensor Based LED Troffer Lighting Series can be widely used for Indoor Excellent for Offices, Hallways, Multipurpose Rooms , Office Buildings, Conference Rooms,super market, store and many other applications.



## Features:

- Energy efficient: save up to 80% in energy costs
- High lumen output
- Mercury-free
- Instant-on light
- 50,000 hours at 70% lumen maintenance rated life
- CCT:3500-5000K
- 5 years manufacturer warranty
- Compatible with most Lutron and Leviton dimmers
- **The 0-10V Dimming type is continuous**

## Packaging information:

❖**14TRF202530W27-3545K-G2:**  
1230MMX307MMX113MM(2Pcs/CTN)  
(48.4" X12.1" X4.4" )

❖**22TRF202530W27-3545K-G2:**  
617MMX610MMX123MM(2Pcs/CTN)  
(24.3" X24.0" X4.8" )

❖**24TRF343845W27-3545K-G2:**  
1227MMX610MMX123MM(2Pcs/CTN)  
(48.3" X24.0" X4.8" )

SPECIFICATION			
TYPE	14TRF202530W27-3545K-G2	22TRF202530W27-3545K-G2	24TRF343845W27-3545K-G2
WATTAGE	20W/25W/30W	20W/25W/30W	34W/38W/45W
LUMEN	2500 lm/3225 lm/3950lm	2570 lm/3125 lm/3850lm	4250 lm/4758 lm/5715lm
15W EMERGENCY LUMEN	1725lm (SB-EMLY15W27-XX)		
EFFICACY	> 125 lm/W		
CCT	3500K,4000K,5000K		
CRI	> 80		
INPUT VOLTAGE	AC120-277V		
FACTORY SETTINGS	30W & 4000K		45W & 4000K
LIGHTING ANGLE	119°		
LED TYPE	SMD2835		
PF	> 0.98		
DRIVER EFFICIENCY	> 90%		
PROTECTION LEVEL	Damp		
LIFE TIME	> 75000 hours		
WARRANTY	5 year limited		

# Sensor Based LED TROFFER LIGHT

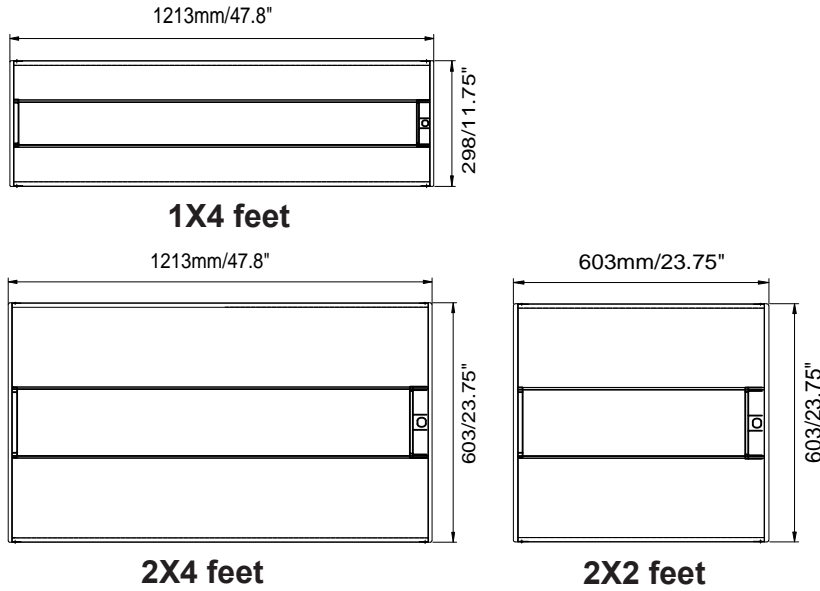


**SNOWBALL**  
LIGHTING INCORPORATED



**Wattages: 20W,25W,30W,34W,38W,45W**

## DIMENSION:



## Specifications:

### Troffer-14/22/24

**Length:** 1213MM/603MM/1213MM  
(47.8"/23.75"/47.8")

**Width:** 298MM/603MM/603MM  
(11.75"/23.75"/23.75")

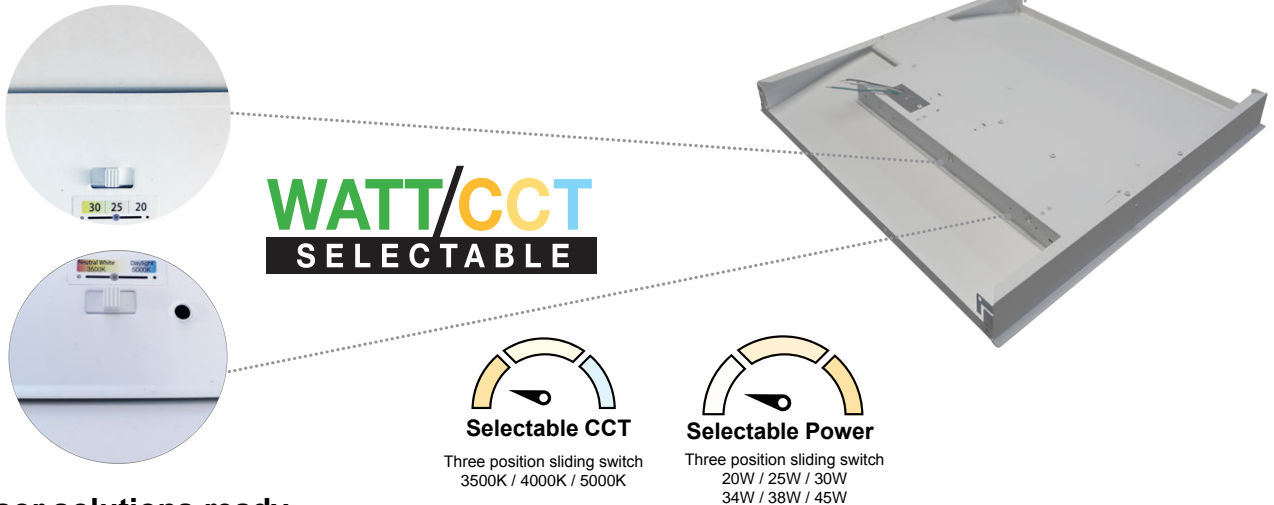
**Depth:** 50MM/54MM/54MM (2.0"/2.13"/2.13")

**Weight:** 7.7/6.8/11.4(lbs)

## Mounting:

- ❖ Embedded installation.

## CONTROL MODULE:



## Multiple sensor solutions ready

- Quick and easy in-field installation of sensors.

- Integrated occupancy and daylight controls.




The sensor receptacle is pre-embedded in the profile frame.

# Sensor Based LED TROFFER LIGHT

**Wattages: 20W,25W,30W,34W,38W,45W**

## ACCESSORIES: (SOLD SEPARATELY)

## CONTROL (SOLD SEPARATELY)



**SB-EMLY15W27-XX**  
15W Emergency Backup  
Battery LED Driver

**6FTPRWG-3/8-3PIN**  
**6FTPRWG-3/8-5PIN**  
**6FTPRWG-3/8-6PIN**  
6FT 3/8 inch Metal Flexible Conduit

**Bluetooth**  
**ANT-1P-4T-BLE**  
Bluetooth  
Microwave  
Motion Sensor

**ANT-1P-4T**  
PIR Microwave  
Motion Sensor

**RC100**(With ANT-1P-4T use)  
Remote Controller

## ACCESSORIES: (ACCESSORIES NEED TO PURCHASED SEPARATELY)




**SB-TF14FRAME-W**  
2X2 feet SURFACE MOUNT KIT

**SB-TF22FRAME-W**  
2X4 feet SURFACE MOUNT KIT

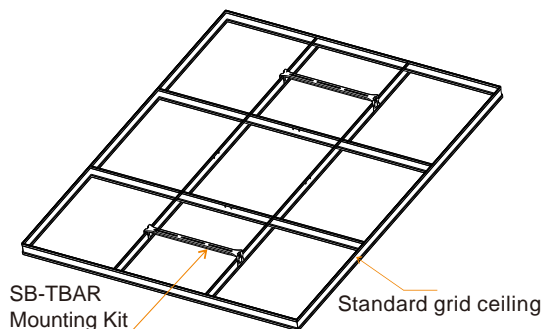
**SB-TF24FRAME-W**  
1X4 feet SURFACE MOUNT KIT

## SB-TBAR Mounting Kit( SOLD SEPARATELY)



Emergency LED Driver

**SB-TBAR**  
Emergency Backup  
Battery LED Driver Mounting  
Kit



SB-TBAR Mounting Kit for Emergency LED Driver When emergency led drivers can not be installed on the LED lights such as LED downlights, LED panel lights&LED troffer. We can install the emergency led drivers on the SB-TBARs and SB-TBARs are installed on the grid ceiling.

# Sensor Based LED TROFFER LIGHT

Wattages: 20W,25W,30W,34W,38W,45W

## ORDERING INFORMATION:

### EXAMPLE:

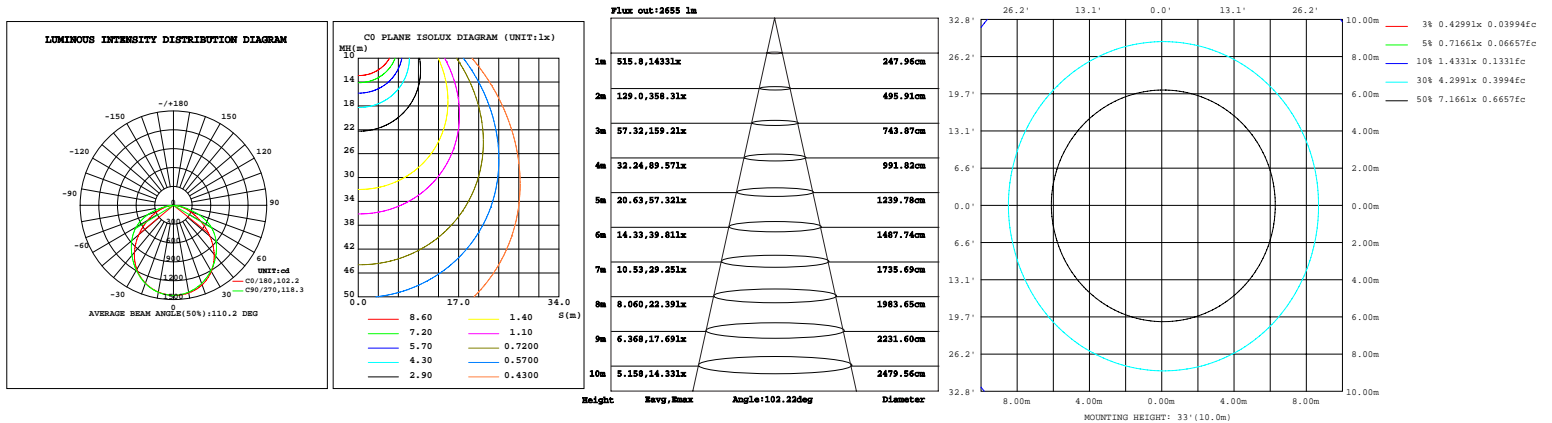
**14TRF202530W27-3545K-E[Blank,BLE,EC,M,ECM]-G2**

14	TRF	202530W	27	3545K	E	G2
SIZE	PRODUCT	POWER	VOLTAGE	CCT	CONTROL	UPDATE
14 - (1X4feet) 22 - (2X2feet) 24 - (2X4feet)	TRF Led Troffer Light	202530W/343845W 20W/25W/30W 34W/38W/45W	27 AC120-277V	3545K 3500K/4000K/5000K	BLE(Bluetooth) EC(Emergency) M(Motion Sensor) ECM(Emergency+ Motion Sensor)	Second generation product

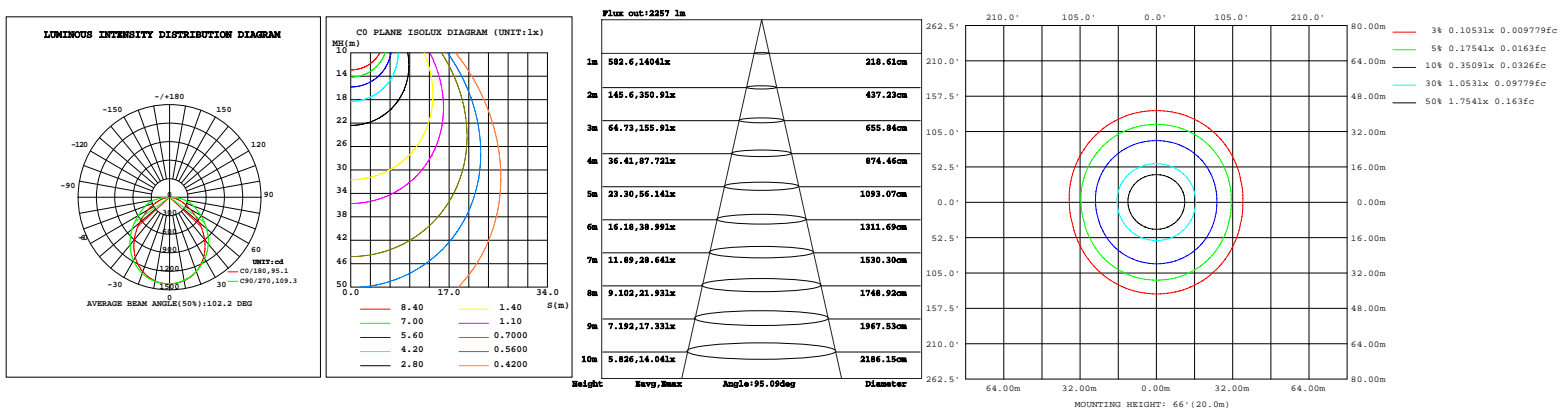
## PHOTOMETRICS:

For complete IES files, please visit our website.

### 14TRF202530W27-3545K-G2 (30W&3500K)



### 22TRF202530W27-3545K-G2 (30W&3500K)



# Sensor Based LED TROFFER LIGHT

Wattages: 20W,25W,30W,34W,38W,45W

## PHOTOMETRICS:

For complete IES files, please visit our website.

24TRF343845W27-3545K-G2 (45W&3500K)

