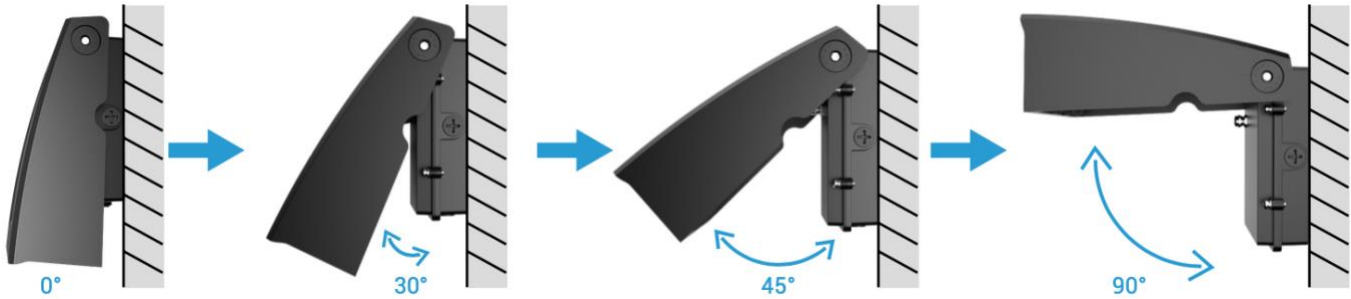


DESCRIPTION

The SB-WP05 Adjustable LED Wall Pack light with die Cast aluminum alloy heat sink. Adjustable direction can be available from 0-90 degree, so forward throw illumination can be precisely aimed.

The SB-WP05 series wall pack is ideally suited for strip malls, shopping centres, warehouses, banks, parking garages, commercial buildings, exit ways, walkway and other security applications.



DIP switch, lower inventory risk

SB-WP05-80W-CCT LED Adjustable Wall Pack
CCT: 3K/4K/5K Power: 80W/60W/40W/20W Selectable
0-90 degree angle adjustable



OVERVIEW:

- Efficiency: Up to 130 LPW
- Delivered Lumens: Up To 10,400 lumens
- Power Selectable: 80W/60W/40W/20W
- Color selectable: 3000K/4000K/5000K
- Power factor > 0.9
- ETL Wet Location Listed, IP65
- IK08
- CRI: >70
- Input Voltage: 120-277V
- Limited Warranty: 5 Years, 50,000-hour at 25°C
- 0-10V dimming, Photocell available
- Operating temperature: -30°C to +45°C, -22°F to 113°F
- Beam angle: Type 2
- Surge Protection, L-N:2KV L/N-PE:4KV

SPECIFICATION FEATURES

Construction

Constructed of high grade, heavy-duty IK08 High-Duty die cast aluminum. Wet location, IP65 rating achieved utilizing outdoor rated. Lens Material, PC.

Thermal Management

The WP05 series provides excellent thermal management using the aluminum housing as a heat sink, drawing heat away from critical components. This enables the Luminaries to withstand higher ambient temperatures without degrading LED life.

Electrical

0-10V dimmable 120- 277V, 50/60Hz, , photocell available, CCT Selectable and wattage Switchable, Surge Protection, L-N:2KV L/N-PE:4KV

Mounting Options

* Junction Box installation

Compliance

ETL listed for Wet location

Finish

Finish is powder-coated to promote maximum protection against fade and wear. All finishes are available in standard Dark Bronze and custom colors are available.

Warranty

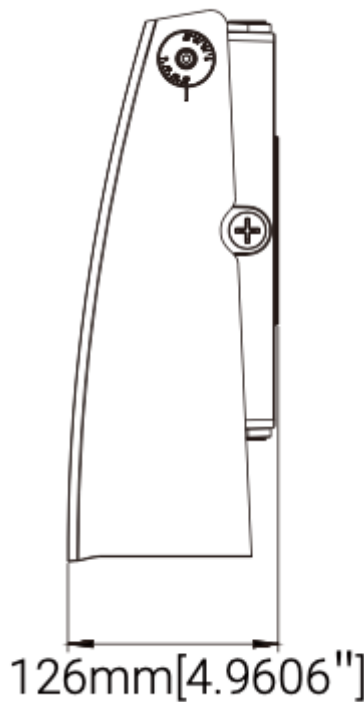
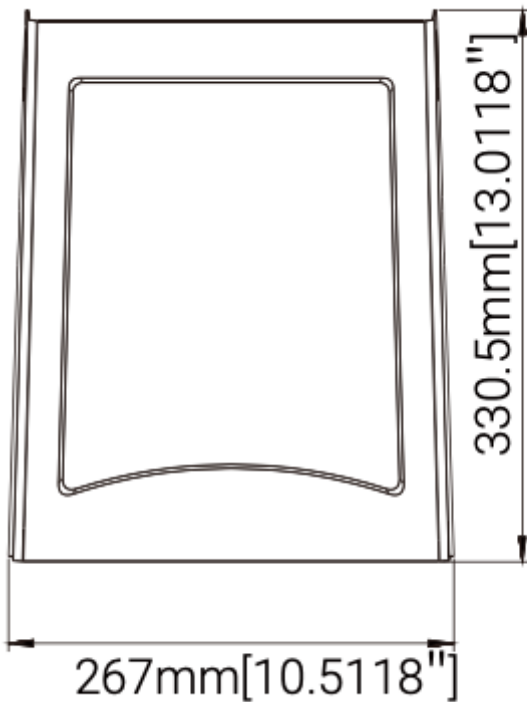
5-year limited warranty.

Optics

Type 2 beam angle is perfect for uniformity. UV-resistant polycarbonate refractor lens.

DIMENSION

SB-WP05-80W-CCT



CONTROLS:

120-277VAC PHOTOCONTROL

Universal Voltage photo controls. Dusk-to-dawn

*** MODEL SELECTION:**

Example: SB-WP05-80W-CCT

Products series	Wattage	Kelvin	Voltage	Finish	Options
SB-WP05	*80W=80W/60W/40W/20W Selectable	*CCT=3000K/4000K/5000K Selectable	*Blank=120-277v	*Blank=Dark Bronze	Blank=0-10V dimming
				B = Black	
				W = White	
				S = Silver	

ACCESSORY

Item Accessory	MODEL NUMBER	DESCRIPTION
Options	SB-PF	Field install Dusk to Dawn Photocell Switch 120-277V // JL-413C
	SB-PF-B	Factory install Dusk to Dawn Photocell Switch 120-277V // JL-413C

LUMEN OUTPUT

GENERAL PERFORMANCE		
Wattage $\pm 10\%$	KEVIN $\pm 10\%$	DELIVERED LUMEN $\pm 10\%$
20W	3000K-5000K	2600
40W	3000K-5000K	5200
60W	3000K-5000K	7800
80W	3000K-5000K	10400