

SB-T5 300W 39,000 Lumens LED Outdoor Area/Parking Luminaires

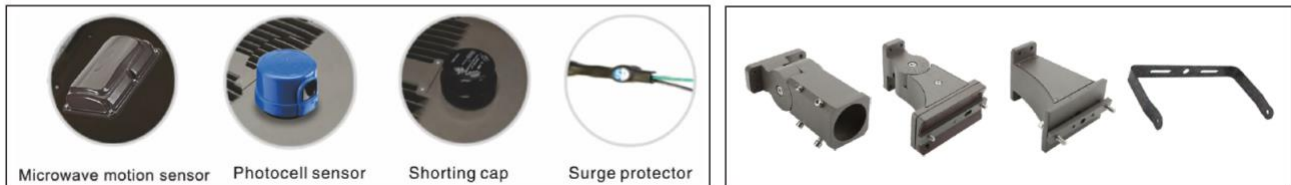


300W 39,000 Lumens



IP65

LM-79
TM-21



DESCRIPTION

The T5 LED Outdoor Area/parking Luminaries with a full cast aluminum body offers clean, functional styling that is defined by its sleek low profile architectural design and rugged construction. It combines LED performance and advanced LED thermal management technology and provides outdoor lighting that is both energy efficient and aesthetically pleasing.

An adjustable Slip-fitting mounting system allows for up to 90 degrees of vertical adjustment, with all different mounting options available for wall, square or round poles.

OVERVIEW:

- Efficiency: Up to 130 LPW
- Delivered Lumens: Up To 39,000 lumens
- Input Power: 300W
- CCT: 3000K, 4000K, and 5000K
- Power factor > 0.95
- UL/cUL DLC, FCC Wet Location Listed, IP66
- EPA 60W-200W= (2.21ft²), 300W= (3.33 ft²)
- DLC all wattage Color: 4000k, 5000k, 5700k
- CRI: Minimum 80
- Input Voltage: 100-277V or 277-480V
- Limited Warranty: 5 Years, 50,000-hour at 25°C
- 0-10V dimming, Photocell, motion sensor available
- Operating temperature: -40°C to 45°C, -40°F to 113°F
- Standard surge protection installed 12KV, optional 20kV available.
- Optics distributions of Type II, III, IV

SPECIFICATION FEATURES

Construction

Revolutionary vented thermal structure constructed of die-cast aluminum greatly improves heat dissipation and performance.

Thermal Management

The T5 series provides excellent thermal management by mounting the LEDs to the substantial heat sink of the housing. This enables the Luminaire to withstand higher ambient temperatures and driver currents without degrading LED life. The lens has a UV filter with strong anti-impact properties that provides excellent weather resistance and protects against yellowing.

Electrical

LED driver and related electrical components are hard wired and mounted to the housing for optimal heat sinking and operating efficiency. 100- 277V Universal, or 277-480V 50/60Hz, 0-10V dimming, Photocell, motion sensor available to accommodate controls such as dimming and motion sensor step dimming. Operating temperature range of -40°C to 45°C, -40°F to 113°F. Surge protection 20KV available.

Versatile Mounting Options

- *Slip-fitter adjustable with leveling steps
 - *Slip-fitter adaptor
 - *Arm fitting with round pole adaptor
 - *Trunnion
 - *Photocell Receptacle.
- Comes standard with Slip-fitter
Specify mounting option and control options when ordering.

Finish

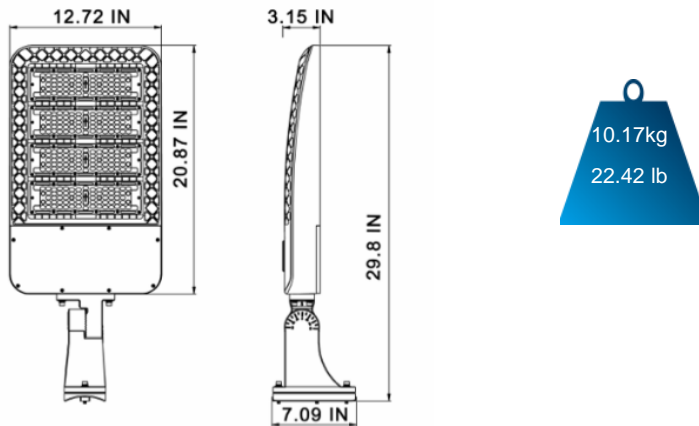
With a minimum of 3-5 millimeter thickness. Finish is oven-baked at 400 °F to promote maximum adherence and finish hardness. All finishes are available in standard dark bronze and custom colors, White, Grey and Black (Call for pricing)

Optics

Choice of high-efficiency Optics distributions of Type II, III, IV Optics are precisely designed to shape the light output, maximizing efficiency and application spacing.

Available in 3000K, 4000K, 5000K or 5700K LED color temperatures (CCT) minimum 80 CRI

DIMENSION:100W



MODEL SELECTION:

Example: **SB-T5-30WL-D-503**

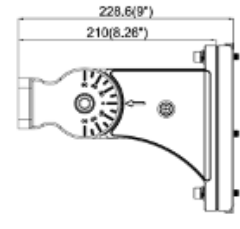
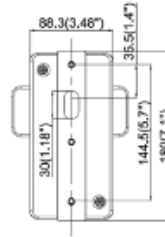
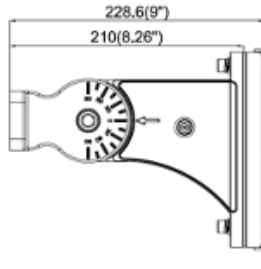
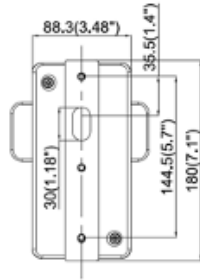
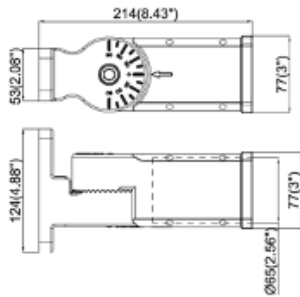
Products series	Wattage	Voltage	Options	Function	Kelvin	Distribution
*SB-T5	*30W=300W	*L=100-277 (Standard)	L=Photocell	*D=1-10 Dimmable (standard)	30=3000K	2=Type 2
		T=277-480	M=Motion sensor		40=4000K	*3=Type3 (Standard)
			*Blank=No sensor		*50=5000K (Standard)	4=Type 4
						5=Type 5

INSTALLATION OPTIONS

A=Slip Fitter

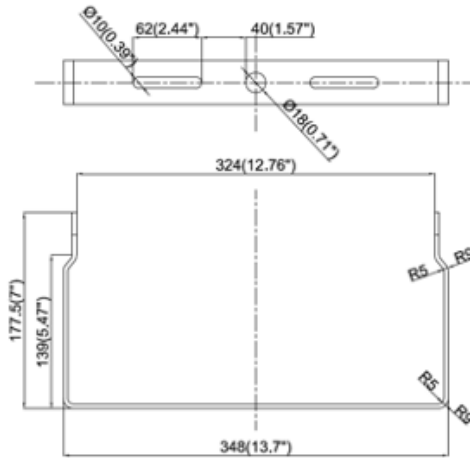
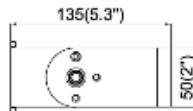
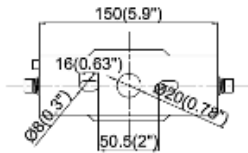
C=Adjustable angle Round Pole mounted

D=Adjustable angle Square Pole/wall mounted



E=Trunnion Mount

F=U Bracket



LUMEN OUTPUT:

120-277VAC Photocell
Universal Voltage photo controls. Dust-to-dawn

Motion/Daylight Sensor Step Dimming

1-10V interfaces.
Programmable 3 step dimming where detection area, time delay, output level and daylight threshold can be precisely set via programming.

Operating voltage: 120-277Vac
Mounting height: 50 feet Max.
Detection area(R): 35 feet Max.
The operating temperature of the sensor is -95°F-160°F

ACCESSORY ORDERING:

ITEM ACCESSORY	MODEL NUMBER	DESCRIPTION
	SB-HA	A: Slip fitter
	SB-HC	C: Adjustable angle Round Pole mounted
	SB-HD	D: Adjustable angle Square Pole /wall mounted
	SB-HE	E: Trunnion mount
	SB-HF	F: U-bracket
	LC-10DT	Photocell 100-277V
	M-480	Photocell 480V
	SB-T5/7PR	7 Pin Nema Receptacle
	LC-10R/5-5PS	5 Pin Receptacle
	BR1810-C-FLED	Daylight Harvest Motion Sensor
	RC-100	Sensor programmable Remote
	SB-T3/Shield-A	Backlight shield for 100W-200W area light
	SB-T3/Shield-B	Backlight shield for 300W area light