

DESCRIPTION

The SB-CD edged Lit 1' x 4' Field-adjust Wattage and Color temperature series have 4 Wattage 30W,35W,40W,45W and 4 Color 3000K, 3500K, 4000K, 5000K all in one light fixture easily and quickly to select any Color and any wattage by move the selector switch on the driver, also help you reduce stock!

The SB-CD LED series was designed for offices, hallways, general area lighting, conference rooms and lobbies.

Model: SB-CD1X4FT-45W Edge Lit Panel

Field Wattage & 4 CCT Selectable by Selector Switch



OVERVIEW:

- Efficiency: Up to 112 LPW
- Delivered Lumens: Up To 5,040 lumens
- Input selectable power: 1'x4':30W,35W,40W,45W
- CCT:3000k-5000k (3000K,3500K,4000K,5000K)
- UL/cUL, DLC, Damp Location Listed
- CRI: > 80
- Input Voltage 0-10v Dim 100-277v or 120-347V, EM available
- Limited Warranty: 5Years, 50,000-hour
- Operating temperature: -20°C to 50°C
- Power factor > 0.95

SPECIFICATION FEATURES

Construction

High-grade aluminum frame. Isolated driver box, ultrathin design and long life SMD chips.

Thermal Management

The SB-CD series frame is constructed of high-grade aluminum acting as a large surface area heat sink that greatly improves heat dissipation and performance.

. This enables the Luminaries to withstand higher ambient temperatures without degrading LED life.

Controls

Quick Select by selector switch of Colors: 3000K,3500K,4000K,5000K; 4 Wattages: 30W,35W,40W,45W

Electrical

LED driver and related electrical components are hard wired and mounted to the housing for optimal heat sinking and operating efficiency. 120- 277V Universal standard, or 347V special order, 50/60Hz, Operating temperature range of -20°C to 50°C

Mounting Options

- * The SB-CD series flat panel fixtures can be mounted in standard T-bar frame.
- * Surface mount or suspension kits are available.

Compliance

cULus listed for Damp location -20°C- 45°C, -40°F to 122°F FCC listed, RoHS compliant and LED modules comply with IESNA LM-79 and LM-80 standards.

Finish

With a minimum of 3-5 millimeter thickness. Finish is oven-baked at 400 °F to promote maximum adherence and finish hardness. Fixtures comes in standard white or silver. Custom colors are available.

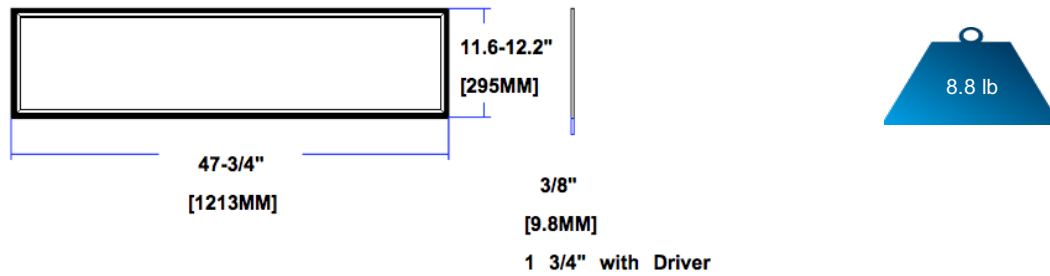
Warranty

5-year limited warranty.

Optics

120° beam angle is perfect for uniformity.

DIMENSION AND WEIGHT



MODEL SELECTION:




Example: SB-CD1X4FT-45W

Products series	Wattage	Color	Voltage
SB-CD1X4FT	45W=30W,35W,40W,45W	Blank=3000K/3500K/4000K/50000K	0-10V dim 120-277V

LUMEN OUTPUT

Wattage ±10%	Kelvin±10%	Lumen ±10%
45W	3000K-5000K	5040

ACCESSORY ORDERING:

IMAGE	MODEL NUMBER	DESCRIPTION
	SB-1x4FT	1X4FT flat panel Surface Mounting Kit
	SB-PSC3	Drywall Hanging Kit 3 pcs/set for 1x4
	SB-EBP/5W/B	Factory installed Remote Emergency Battery Pack 5w 90 minutes
	SB-EBP/10.7W/B	Factory installed Remote Emergency Battery Pack 10.7w 90 minutes



Surface Mount



Suspension Kit

Factory installed Emergency battery backup image:

