



SNOWBALL
LIGHTING INCORPORATED

FHSCP-UNV-4W-L



RoHS
COMPLIANT



Programmable Constant Power LED Driver

- Emergency LED Driver
- Input Voltage: 120-277V~, 50/60Hz
- Output Voltage Range: 12-55V $\overline{\text{---}}$
- Output Current Range: 73-333mA
- Emergency Power: 4W
- Test Switch Indicator: Red Light
- IP20

General Specifications

Input Voltage / Frequency	120-277V~, 50/60Hz
Input Current	100mA Max
Input Power	3W
Standby Power	<0.85W
Input Power Pass-Through Rating (White/Black Lead)	1A
Max Output Rating (Red Lead)	2A, 55V Max
Driver Type	Constant Power
Current Rated	333mA @12V, 73mA @55V
Output Voltage Range	12-55V $\overline{\text{---}}$
Output Power	4W
Output Class	LED Class2
Number of Output Channels	1 Channel
Test Switch Part Number	FHSCP-TST-WC
Test Switch Indicator	Red Light
Test Switch Remote Mounting Distance	65.6' (20m) Max.
Battery ON / OFF	18AWG Wire + Connector
Wire Type	Input: 18AWG, Output: 18 AWG, Test Switch: 22AWG
Dry Location	Dry Location
Input Surge Protection	Line-Neutral 1kV, Line & Neutral-Ground 2kV
Emergency Mode Protections	Battery Over Voltage Protection Battery Under Voltage Protection Output Open Circuit Protection Output Short Circuit Protection
RFI / EMI	FCC Part 15 ClassA
Ambient Operating Temperature Range	5°C To 55°C (41°F To 131°F)
Sound Rating	A
Battery Type	LiFePO4
Battery Voltage	6.4V
Battery Capacity	2Ah Max
Battery Charge Current	165mA
Battery Recharge Time	12 Hours
Battery Discharge Time	Min 90 Minutes
IP Rating	IP20
Service Life	50,000 hours
Warranty	5 years
Safety Standards	UL924 (USA), CEC, CSA C22.2 No.141-10/cUL



SNOWBALL
LIGHTING INCORPORATED

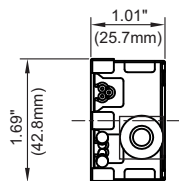
FHSCP-UNV-4W-L



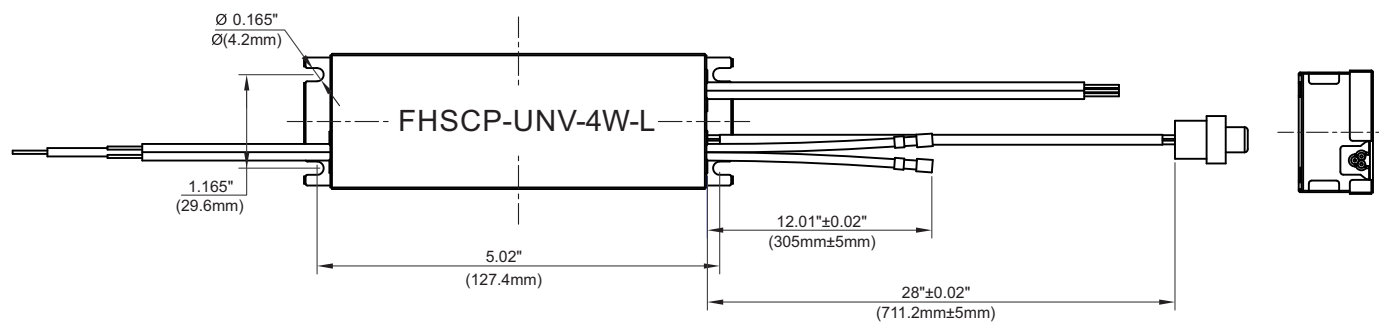
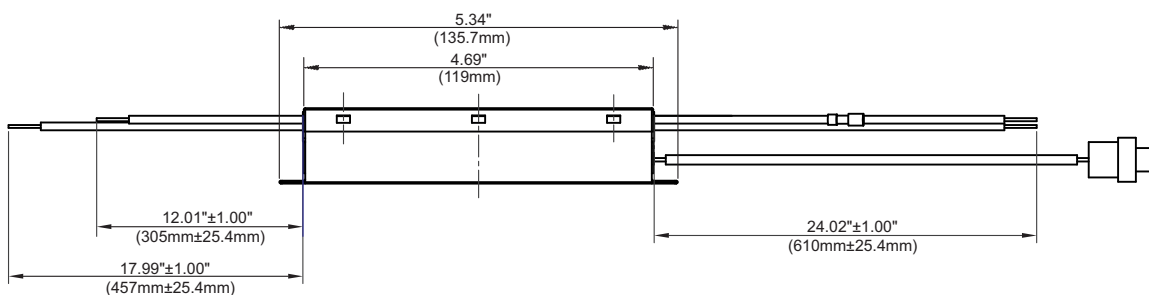
RoHS
COMPLIANT



Mechanical Data



Overall Dimensions	
Length	5.34" (135.7mm)
Width	1.69" (42.8mm)
Height	1.01" (25.7mm)
Mounting	5.02" (127.4mm)



Tolerance = \pm [0.5mm]



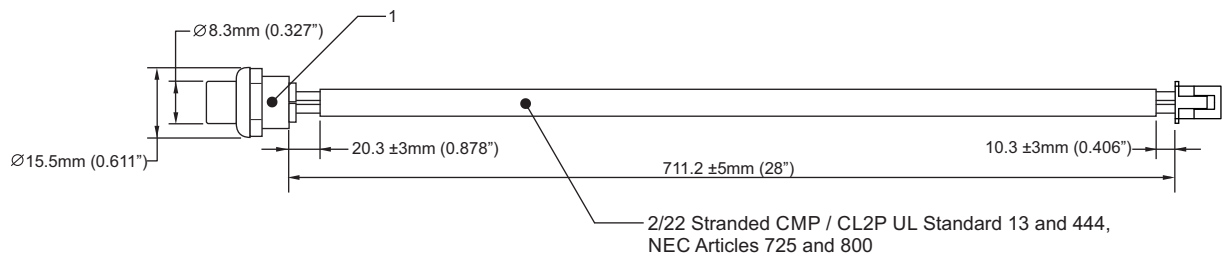
SNOWBALL
LIGHTING INCORPORATED

FHSCP-UNV-4W-L



Accessories

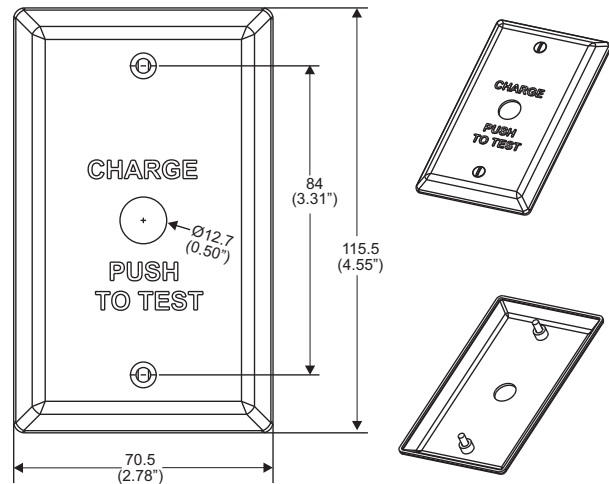
Test Switch: FHSCP-TST-WC



Wall Plate: FHSWLPWH (not included)



Wall plate and screw color:
white with black lettering



1. "Charge push to Test" plate
2. (2) 6-32 x 1/2" LG mounting screws



SNOWBALL
LIGHTING INCORPORATED

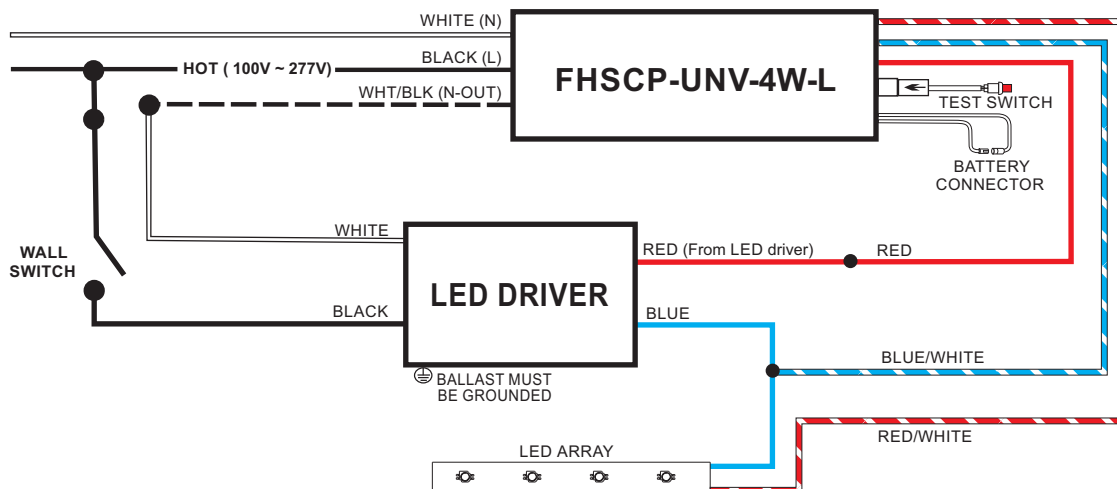
FHSCP-UNV-4W-L



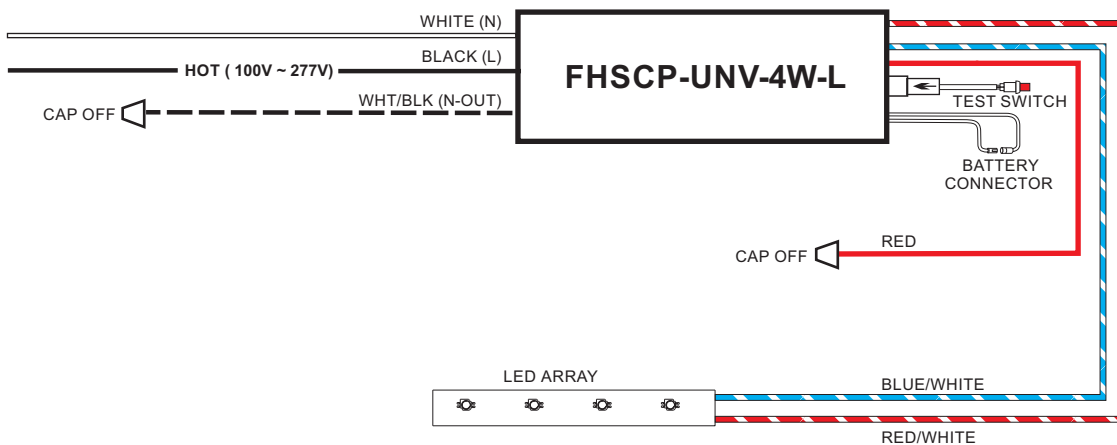
RoHS
COMPLIANT



Wiring Diagram



Wiring Diagram (Emergency Only)





RoHS
COMPLIANT



Test Switch Indicator Status:

LED Indicators Status	EM Driver Status/Mode
● Solid Red	Normal working in AC mode.
● Slow Flashing Red, 4s on/1s off	Battery not detected mode.
● Flashing Red, 1s on/1s off	Battery Failure Detected mode.
● Flashing Red, 4s on/4 s off	No Load/LED Load Failure mode.
● Flashing Red, 0.1s on/3s off	Emergency mode.

Test Switch Operations:

EM Test: Press and hold test button for 1s to enter EM mode for testing in normal AC powered.
Press and hold test button for 10s to exit emergency mode.



SNOWBALL
LIGHTING INCORPORATED

FHSCP-UNV-4W-L



RoHS
COMPLIANT



Guidelines

Grounding

- Driver must be grounded by means of the Driver case.

LED load

- Fulham's Hotspot Constant Power Emergency LED drivers are designed to drive passive LEDs, COB's and LED assemblies. Proper function is not guaranteed when (LED) loads with active components are used.

Mounting / Cooling

- Above an output power of 4W, the driver needs to be mounted on a heat conductive surface of at least 40cm². Always test if the surface is sufficient enough before installing the driver.

Short-circuit protection

- In case of a short circuit the LED driver switches to protection mode. After the removal of the short-circuit the LED driver will Latch, need restart AC Power.

No-load Operation

- In no-load operation the output voltage will not exceed the specified open circuit output voltage.

Hot Swapping

- This driver does not support hot swapping of the LEDs

Battery Maintenance

- In order to maintain proper operation and warranty coverage, the battery must be recharged once per year prior to installation.

Warranty

- Reference Fulham's limited Warranty: <https://cdn.fulham.com/PDFs/Limited-Warranty.pdf>



SNOWBALL
LIGHTING INCORPORATED

FHSCP-UNV-4W-L



RoHS
COMPLIANT



Part Number Matrix

FHS

LED Driver

FHS = FireHorse HotSpot Driver

CP

Driver Type

CP = Constant Power

UNV

Input Voltage

UNV = 120V-277V

4W

Power

4W = 4 Watts

L

Case Type

L = Long Case

Product Image: LED Driver

FHSCP-UNV-4W-L



Packaging

Master Carton



OUTER DIMENSION

L	W	H
15.52"(394mm)	10.79"(274mm)	8.268"(210mm)
Net Weight	Gross Weight	QUANTITY
18.52lbs. (8.4kg.)	20.72lbs. (9.4kg)	30pcs.